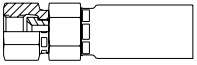
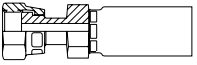
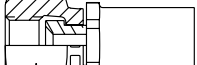
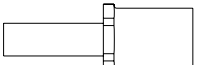
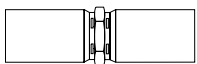
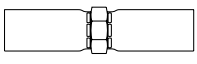
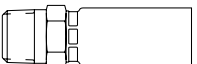
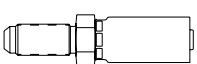
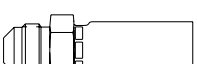
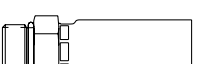
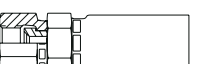
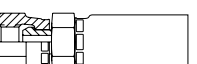
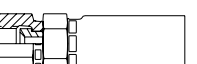
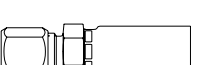
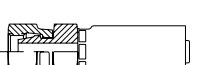
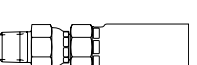

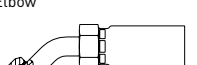
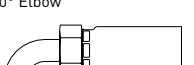
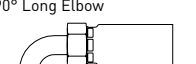
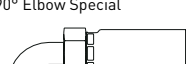
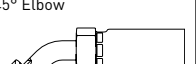
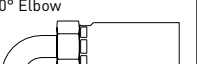
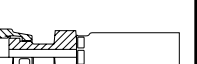

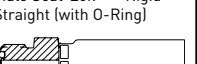
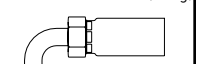
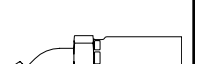
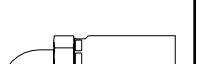

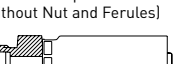



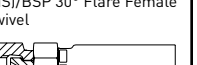
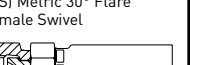
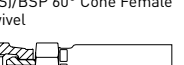


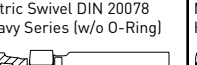
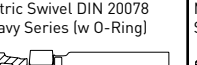




Permanent Hose Fittings					
LV Series Hose Fittings	106 JIC 37° Swivel  LV - pg. 41	1JS Seal-Lok™ Straight  LV - pg. 41	MS Series Hose Fittings	108 SAE 45° Swivel (Brass)  MS - pg. 42	134 Straight Tube (Brass)  MS - pg. 42
	55, 58, 58H, Hose Fittings	158 Permanent Hose Splicer  58 - pg. 43		155 Permanent Hose Splicer  55 - pg. 43	101 Male Taper Pipe Rigid  55, 57 - pg. 53, 58/58H - pg. 78
13E Male JIC 37° Long  55 - pg. 54, 58 - pg. 79	104 Male SAE 45°  55 - pg. 55, 58 - pg. 80	105 Straight Thread O-Ring  55 - pg. 55, 58 - pg. 80	106 SAE JIC 37° Swivel  55, 57 - pg. 56, 58/58H - pg. 81	107 Female Pipe Swivel  55 - pg. 57, 58 - pg. 82	108 SAE 45° Swivel  55 - pg. 57, 58 - pg. 82
111 Ferrul-Fix  55 - pg. 58, 58 - pg. 83	112 SAE Flareless Swivel  55 - pg. 58, 58 - pg. 83	113 Male Pipe Swivel  55, 57 - pg. 59, 58/58H - pg. 84	11L Male Pipe Swivel 90° Elbow  55 - pg. 59, 58 - pg. 84	137 SAE JIC 37° Swivel 45° Elbow  55, 57 - pg. 60, 58/58H - pg. 85	139 Female SAE JIC 37° Swivel 90° Elbow  55, 57 - pg. 61, 58/58H - pg. 86
141 Female SAE JIC 37° Swivel 90° Long Elbow  55 - pg. 62, 58 - pg. 88	1L9 Female SAE JIC 37° Swivel 90° Elbow Special  55 - pg. 63, 58 - pg. 87	167 SAE Male Inverted Swivel 45° Elbow  55 - pg. 63, 58 - pg. 88	169 SAE Male Inverted Swivel 90° Elbow  55 - pg. 64, 58 - pg. 89	1JS Seal-Lok™ Straight  55, 57 - pg. 64, 58/58H - pg. 89	1JC Seal-Lok™ Straight-Short  55, 57 - pg. 65, 58/58H - pg. 90
1J0 Male Seal-Lok™ - Rigid Straight (with O-Ring)  55 - pg. 65, 58 - pg. 92	1J1 Seal-Lok™ 90° Elbow (Long)  55, 57 - pg. 66, 58/58H - pg. 91	1J7 Seal-Lok™ 45° Elbow  55, 57 - pg. 67, 58/58H - pg. 91	1J9 Seal-Lok™ 90° Elbow  55, 57 - pg. 67, 58/58H - pg. 92	1TU Universal Tube Stub End  55 - pg. 68, 58 - pg. 93	1AL A-LOK® Compression (without Nut and Ferrules)  55N - pg. 68, 58N - pg. 93
1AL A-LOK® Compression (with Nut and Ferrules)  55 - pg. 69, 58 - pg. 94	1P6 CPI Compression (with Nut and Ferrule)  55 - pg. 69, 58 - pg. 94	1UT Male JIS/BSP T  55 - pg. 70, 58 - pg. 95	1FU JIS/BSP 30° Flare Female Swivel  55 - pg. 70, 58 - pg. 95	1MU JIS Metric 30° Flare Female Swivel  55 - pg. 71, 58 - pg. 96	1GU JIS/BSP 60° Cone Female Swivel  55 - pg. 71, 58 - pg. 96
1G1 JIS/BSP 60° Cone Female Swivel 45° Elbow  55 - pg. 72, 58 - pg. 97	1G2 JIS/BSP 60° Cone Female Swivel 90° Elbow  55 - pg. 72, 58 - pg. 97	1C6 Metric Swivel DIN 20078 Heavy Series (w/o O-Ring)  55 - pg. 73, 58 - pg. 98	1C9 Metric Swivel DIN 20078 Heavy Series (w O-Ring)  55 - pg. 73, 58 - pg. 98	1D0 Male Stud Din 20078 Light Series  55 - pg. 73, 58 - pg. 98	1D2 Male Stud DIN 20078 Heavy Series  55 - pg. 74, 58 - pg. 99

PTFE
Hose &
Fittings

Thermoplastic
Tubing

Coiled Air Hose,
Fittings
& Accessories

Truck (Fleet)
Products

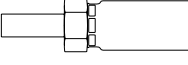

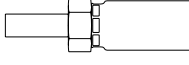
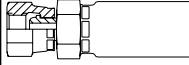
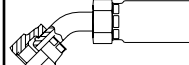


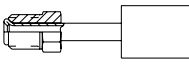
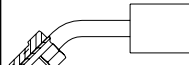
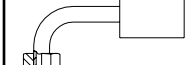
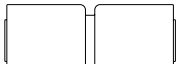

Tooling &
Equipment

Hose
Accessories

Technical &
Design
Information

Approvals &
Guides

Alphanumeric
Index

Permanent Hose Fittings					
11D Metric Standpipe Light Series  55 - pg. 74, 58 - pg. 99	1D9 Male BSP  55 - pg. 75, 58 - pg. 101	13D Metric Standpipe Heavy Series  55 - pg. 75, 58 - pg. 102	192 BSP Swivel Female, Ballnose  55 - pg. 76, 58 - pg. 100	1B1 BSP Female Swivel 45° Elbow, Ballnose  55 - pg. 76, 58 - pg. 100	1B2 BSP Female Swivel 90° Elbow, Ballnose  55 - pg. 77, 58 - pg. 101
92 Series Hose Fittings	111 Ferrul-Fix  92 - pg. 103	128 SAE Male Inverted Swivel Straight  92 - pg. 103	167 SAE Male Inverted Swivel 45° Elbow  92 - pg. 104	169 SAE Male Inverted Swivel 90° Elbow  92 - pg. 104	SQ Series Hose Fittings
SQ Mender  SQ - pg. 110	101  SQ - pg. 110				

Please refer to the Hose Fitting Thread Guide.

Note: Fittings 43, HY (pages 112-128) and 82 are all Hose Product Division Fittings and must be purchased through HPD. HY fittings have been added to this catalog for reference purposes only.

Note: Brass or stainless steel fittings are recommended for use with water-based fluids to avoid potential corrosion.

PTFE Hose & Fittings

Thermoplastic Tubing

Coiled Air Hose, Fittings & Accessories

Truck (Fleet) Products

Tooling & Equipment


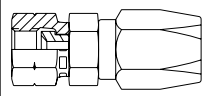
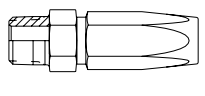
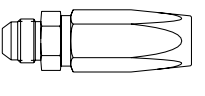
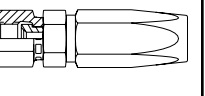
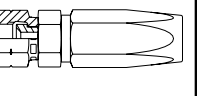
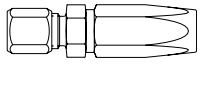
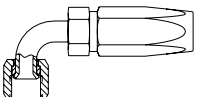
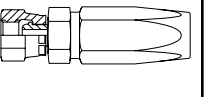
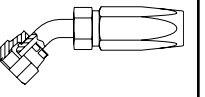
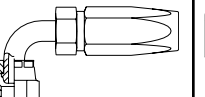
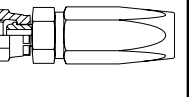
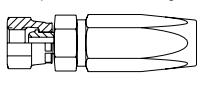
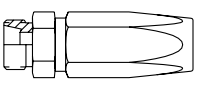
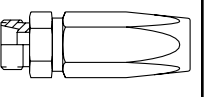
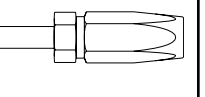
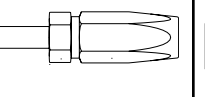
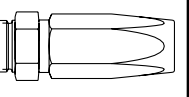
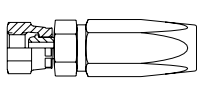
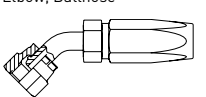
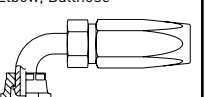

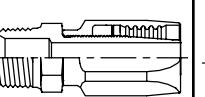
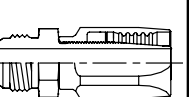
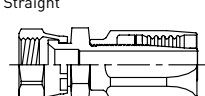
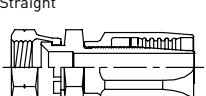
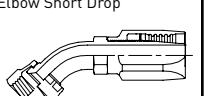
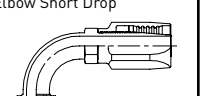
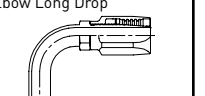

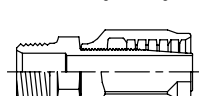
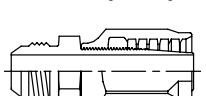
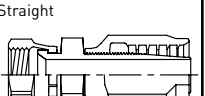
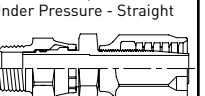
Hose Accessories

Technical & Design Information

Approvals & Guides

Alphanumeric Index

Field Attachable Hose Fittings

 <p>51 Series Standard & Metric Field Attachable</p>	<p>208 SAE 45° Swivel (Brass)</p>  <p>MS - pg. 42</p>	<p>201 Male Taper Pipe Rigid</p>  <p>51 - pg. 44</p>	<p>203 Male [JIC] 37°</p>  <p>51 - pg. 44</p>	<p>206 SAE [JIC] 37° Swivel</p>  <p>51 - pg. 45</p>	<p>208 SAE 45° Swivel</p>  <p>51 - pg. 45</p>	
	<p>211 Ferrul-Fix (Nut and Sleeve Included)</p>  <p>51 - pg. 46</p>	<p>239 [JIC] 37° Swivel 90° Elbow</p>  <p>51 - pg. 46</p>	<p>2C3 Swivel DIN 20078 Light Series</p>  <p>51 - pg. 47</p>	<p>2C4 Swivel DIN 20078 Light Series 45° Elbow</p>  <p>51 - pg. 47</p>	<p>2C5 Swivel DIN 20078 Light Series 90° Elbow</p>  <p>51 - pg. 48</p>	<p>2C6 Metric Swivel DIN 20078 Heavy Series (w/o O-Ring)</p>  <p>51 - pg. 48</p>
	<p>2C9 Metric Swivel DIN 20078 Heavy Series (w/ O-Ring)</p>  <p>51 - pg. 48</p>	<p>2D0 Stud DIN 20078 Light Series</p>  <p>51 - pg. 49</p>	<p>2D2 Stud DIN 20078 Heavy Series</p>  <p>51 - pg. 49</p>	<p>21D Standpipe Light Series</p>  <p>51 - pg. 50</p>	<p>23D Standpipe Heavy Series</p>  <p>51 - pg. 50</p>	<p>2D9 BSP Male</p>  <p>51 - pg. 51</p>
	<p>292 BSP Swivel Female, Ballnose</p>  <p>51 - pg. 51</p>	<p>2B1 BSP Swivel Female 45° Elbow, Ballnose</p>  <p>51 - pg. 52</p>	<p>2B2 BSP Swivel Female 90° Elbow, Ballnose</p>  <p>51 - pg. 52</p>	 <p>BA Series Hose Fittings</p>	<p>201 Male NPTF Rigid Straight</p>  <p>BA - pg. 105</p>	<p>203 Male JIC 37° Rigid Straight</p>  <p>BA - pg. 105</p>
	<p>206 Female JIC 37° Swivel Straight</p>  <p>BA - pg. 106</p>	<p>208 Female SAE 45° Swivel Straight</p>  <p>BA - pg. 106</p>	<p>237 Female JIC 37° Swivel 45° Elbow Short Drop</p>  <p>BA - pg. 106</p>	<p>239 Female JIC 37° Swivel 90° Elbow Short Drop</p>  <p>BA - pg. 107</p>	<p>241 Female JIC 37° Swivel 90° Elbow Long Drop</p>  <p>BA - pg. 107</p>	 <p>BG Series Hose Fittings</p>
	<p>201 Male NPTF Rigid Straight</p>  <p>BG - pg. 108</p>	<p>203 Male JIC 37° Rigid Straight</p>  <p>BG - pg. 108</p>	<p>206 Female JIC 37° Swivel Straight</p>  <p>BG - pg. 109</p>	<p>213 Male NPTF Pipe - Swivel Under Pressure - Straight</p>  <p>BG - pg. 109</p>		

Please refer to the Hose Fitting Thread Guide.

Note: Fittings 43, HY (pages 112-128) and 82 are all Hose Product Division Fittings and must be purchased through HPD. HY fittings have been added to this catalog for reference only purposes.

Note: All 51 series are sold in component form

PTFE
Hose &
Fittings

Thermoplastic
Tubing

Coiled Air Hose,
Fittings
& Accessories

Truck (Fleet)
Products

Tooling &
Equipment

Hose
Accessories

Technical &
Design
Information

Approvals &
Guides

Alphanumeric
Index

Description	End Code
Male Pipe Thread NPTF	01
Female Pipe Thread NPTF	02
Male SAE (JIC) 37° flare	03
Male SAE 45° Flare	04
Male straight Thread with O-Ring	05
Female SAE (JIC) 37° Swivel	06
Female Pipe Swivel - NPSM	07
Female SAE 45° Swivel	08
Ferrul-Fix (SAE Flareless)	11
SAE Flareless Swivel	12
Male Pipe NPTF Swivel	13
SAE Flange Head Straight (Code 61) - Standard Pressure	15
SAE Flange Head - 22-1/2° Elbow (Code 61) - Standard Pressure	16
SAE Flange Head - 45° Elbow (Code 61) - Standard Pressure	17
SAE Flange Head - 67-1/2° Elbow (Code 61) - Standard Pressure	18
SAE Flange Head - 90° Elbow (Code 61) - Standard Pressure	19
Male Pipe Swivel NPTF 90° Elbow	1L
Male Inverted Swivel-STR	28
Straight Tube, Inch Sized	34
Female SAE (JIC) 37° Swivel - 45° Elbow	37
Female SAE (JIC) 37° Swivel - 90° Elbow	39
Female SAE (JIC) 37° Swivel - 90° Long Elbow	41
SAE Compression Air Brake	61
SAE Male Inverted Swivel - 45° Elbow	67
SAE Male Inverted Swivel - 90° Elbow	69
SAE Male Inverted Swivel - 90° Long Elbow	71
SAE 45° Female Swivel - 45° Elbow	77
SAE 45° Female Swivel - 90° Elbow	79
SAE 45° Female Swivel - 90° Long Elbow	81
Laundry Flange	LF
Female Seal-Lok Swivel-STR-Short	JC
Female JIS/BSP 30° Flare-Swivel	FU
Metric Female JIS 30° Flare-Swivel	MU
Male JIS/BSP Taper Pipe-Rigid-STR (60° cone)	UT
Male Seal-Lok-Rigid-STR (W/ peroxide cured O-Ring & captive O-Ring groove)	J0
Female JIS/BSP Parallel Pipe-Swivel (60° cone)	G0
Female JIS/BSPP - Swivel 45° Elbow (60° cone)	G1
Female JIS/BSPP - Swivel 90° Elbow (60° cone)	G2
ANSI B16.5 Flange	4K
Seal-Lok (O-Ring Face Seal), Female STR	JS
Seal-Lok (O-Ring Face Seal), Female 45° Elbow	J7
Seal-Lok (O-Ring Face Seal), Female 90° Elbow	J9
Seal-Lok (O-Ring Face Seal), Female 90° Long Elbow	J1
Female SAE (JIC) 37° Swivel - 90° Elbow Special Drop	L9
Metric Swivel Female DIN 20078 Light Series	C3
Metric Swivel Female DIN 20078 Light Series - 45° Elbow	C4
Metric Swivel Female DIN 20078 Light Series - 90° Elbow	C5
Metric Swivel Female DIN 20078 Heavy Series W/O-Ring	C6
Metric Swivel Female DIN 20078 Heavy Series W/O-Ring	C9
Metric Male Stud DIN 20078 Light Series	D0
Metric Male Stud DIN 20078 Heavy Series	D2
Metric Standpipe - Light Series	1D
Metric Standpipe - Heavy Series	3D
Male BSPP	D9
BSP Swivel Female	92
BSP Swivel Female - 45° Elbow	B1
BSP Swivel Female - 90° Elbow	B2
Metric French Swivel Female	F9
Metric French Male Stud - GAS Series	FG
Metric French Swivel Female - GAS Series	F4
Metric French Standpipe - GAS Series	GE
Universal Tube Stub End	TU
Ultra Seal	QI
A-LOK® Compression	AL
CPI Compression	P6
Sanitary Flange	FN
Mini Sanitary Flange	FV
Male VacuSeal	HV
Female VacuSeal	VH
Male (JIC) 37° Long	3E

Contact Parflex Division for non-standard end configurations.

Hydraulic & Pneumatic Hose & Fit.

PTFE Hose & Fittings

Thermoplastic Tubing

Coiled Air Hose, Fittings & Accessories

Truck (Fleet) Products

Tooling & Equipment

Hose Accessories

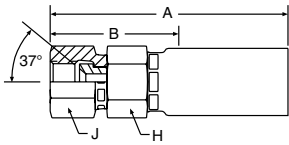
Technical & Design Information

Approvals & Guides

Alphanumeric Index



106LV (JIC) 37° Swivel

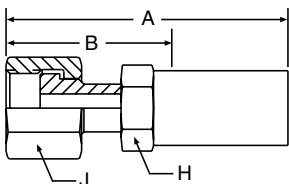


LV Series Permanent

Steel Part Number	B	C	Thread Size	Tube O. D.	Hose I.D.	A		Cutoff Allow. B		H Hex	J Hex	Pusher Number
						inch	mm	inch	mm	inch	inch	
#												
Hose Fitting				inch	inch	inch	mm	inch	mm	inch	inch	
106LV-4-3	+		7/16-20	1/4	3/16	1.90	48	0.94	24	9/16	9/16	PUF 017
106LV-8-8 (+)	+	+	3/4-16	1/2	1/2	3.75	95	1.69	43	15/16	15/16	PUF 016
106LV-10-10 (+)	+	+	7/8-14	5/8	5/8	3.93	100	1.75	44	1-1/16	1-1/16	PUF 006
106LV-12-12	+	+	1-1/16-12	3/4	3/4	4.12	105	1.81	46	1-1/8	1-1/4	PUF 008
106LV-16-16	+		1-5/16-12	1	1	4.77	121	1.72	44	1-3/8	1-1/2	PUF 009

*316 Stainless steel nipple, nut and shell

1JSLV Seal-Lok™ Straight



LV Series Permanent

Steel Part Number	B	C	Thread Size	Tube O. D.	Hose I.D.	A		Cutoff Allow. B		H Hex	J Hex
						inch	mm	inch	mm	inch	inch
#											
Hose Fitting				inch	inch	inch	mm	inch	mm	inch	inch
1JSLV-4-3 (+)	+	+	9/16-18	3/16	1/4	1.90	49	0.94	24	9/16	11/16

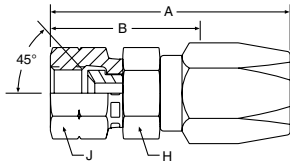
*316 Stainless steel nipple, nut and shell

When swaging stainless steel fittings, lubricate dies with Parker-type 702 oil.

(+) Non Standard. See page ii for information on non-standard products.



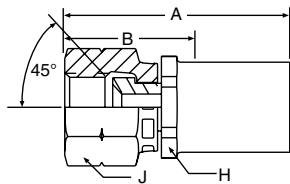
208MS SAE 45° Swivel (Brass)



MS Series Field Attachable

Brass Part Number	B	C	Thread Size	Tube O. D.	Hose I.D.	A		Cutoff Allow. B		H Hex	J Hex
						inch	mm	inch	mm		
#											
Hose Fitting				inch	inch	inch	mm	inch	mm	inch	inch
208MS-6-5 (+)		+	5/8-18	3/8	5/16	2.06	52	1 5/16	33	5/8	13/16
208MS-6-6 (+)		+	5/8-18	3/8	3/8	2.37	60	1 7/16	37	5/8	13/16

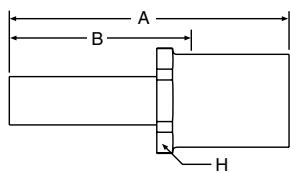
108MS SAE 45° Swivel (Brass)



MS Series Permanent

Brass Part Number	B	C	Thread Size	Tube O. D.	Hose I.D.	A		Cutoff Allow. B		H Hex	J Hex	Pusher Number
						inch	mm	inch	mm			
#												
Hose Fitting				inch	inch	inch	mm	inch	mm	inch	inch	
108MS-6-5 (+)		+	5/8-18	3/8	5/16	1.68	43	1	25	5/8	13/16	PUF 027
108MS-6-6 (+)		+	5/8-18	3/8	3/8	1.68	43	1	25	3/4	13/16	PUF 027

134MS Straight Tube (Brass)

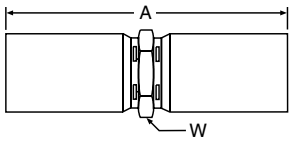


MS Series Permanent

Brass Part Number	B	C	Tube O. D.	Hose I.D.	A		Cutoff Allow. B		H Hex	Pusher Number
					inch	mm	inch	mm		
#										
Hose Fitting			inch	inch	inch	mm	inch	mm	inch	
134MS-6-5 (+)		+	3/8	5/16	2.00	51	1.38	35	5/8	PUM 018
134MS-6-6 (+)		+	3/8	3/8	2.00	51	1.38	35	3/4	PUM 018

(+) Non Standard. See page ii for information on non-standard products.

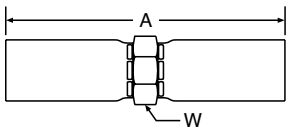
15858 Permanent Hose Splicer



58 Series Permanent

Steel Part Number	C	Hose I.D.	A		W Hex
#					
Hose Fitting		inch	inch	mm	inch
15858-4-4 (+)	+	1/4	3.25	83	11/16
15858-5-5 (+)	+	5/16	3.25	83	3/4
15858-6-6 (+)	+	3/8	3.62	92	13/16
15858-8-8 (+)	+	1/2	4	102	1
15858-12-12	+	3/4	4.5	114	1-5/16
15858-16-16	+	1	5.54	141	1-9/16

15555 Permanent Hose Splicer

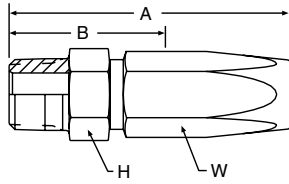


55 Series Permanent

Steel Part Number	C	Hose I.D.	A		W Hex
#					
Hose Fitting		inch	inch	mm	inch
15555-3-3 (+)	+	3/16	3.00	76	5/8
15555-4-4		1/4	3.25	83	11/16
15555-5-5	+	5/16	3.25	83	3/4
15555-6-6		3/8	3.62	92	13/16
15555-8-8		1/2	4.00	102	1
15555-12-12	+	3/4	4.50	114	1-5/16
15555-16-16	+	1	5.54	141	1-9/16

(+) Non Standard. See page ii for information on non-standard products.

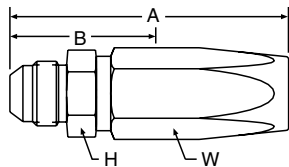
20151 Male Taper Pipe Rigid



51 Series Field Attachable

Steel Part Number	B	C	NPTF Pipe Thread	Hose I.D.	A		Cutoff Allow. B		H Hex	W Hex
					inch	mm	inch	mm		
#										
Hose Fitting				inch	inch	mm	inch	mm	inch	inch
20151-2-3	+	+	1/8-27	3/16	1.71	43	1	25	7/16	5/8
20151-4-3	+	+	1/4-18	3/16	1.90	48	1.13	29	9/16	5/8
20151-2-4	+	+	1/8-27	1/4	1.90	48	1	25	1/2	5/8
20151-4-4	+	+	1/4-18	1/4	2.08	53	1.19	30	9/16	5/8
20151-4-5	+	+	1/4-18	5/16	2.17	55	1.44	37	9/16	3/4
20151-6-5	+	+	3/8-18	5/16	2.17	55	1.44	37	3/4	3/4
20151-4-6	+	+	1/4-18	3/8	2.61	66	1.44	37	3/4	7/8
20151-6-6	+		3/8-18	3/8	2.61	66	1.44	37	3/4	7/8
20151-8-6	+	+	1/2-14	3/8	2.80	71	1.56	40	7/8	7/8
20151-6-8	+	+	3/8-18	1/2	2.99	76	1.50	38	7/8	1-1/16
20151-8-8	+	+	1/2-14	1/2	3.17	81	1.69	43	7/8	1-1/16
20151-12-12	+	+	3/4-14	3/4	3.42	87	1.75	44	1-1/8	1-3/8
20151-16-16	+	+	1-11-1/2	1	3.74	95	2.25	57	1-3/8	1-11/16

20351 Male (JIC) 37°



51 Series Field Attachable

Steel Part Number	B	C	Thread Size	Tube O. D.	Hose I.D.	A		Cutoff Allow. B		H Hex	W Hex
						inch	mm	inch	mm		
#											
Hose Fitting				inch	inch	inch	mm	inch	mm	inch	inch
20351-4-3	+	+	7/16-20	1/4	3/16	1.88	48	1.13	29	1/2	5/8
20351-5-4	+	+	1/2-20	5/16	1/4	2.06	52	1.13	29	9/16	5/8
20351-6-5	+	+	9/16-18	3/8	5/16	2.16	55	1.31	33	5/8	3/4
20351-6-6	+	+	9/16-18	3/8	3/8	2.61	66	1.44	37	3/4	7/8
20351-8-6	+	+	3/4--16	1/2	3/8	2.71	69	1.44	37	13/16	7/8
20351-8-8	+	+	3/4-16	1/2	1/2	3.08	78	1.63	41	7/8	7/8

[+] Non Standard. See page ii for information on non-standard products.

PTFE Hose & Fittings

Thermoplastic Tubing

Coiled Air Hose, Fittings & Accessories

Truck (Fleet) Products

Tooling & Equipment

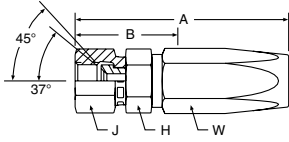
Hose Accessories

Technical & Design Information

Approvals & Guides

Alphanumeric Index

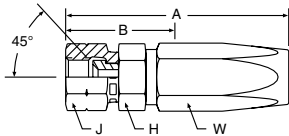
20651 SAE (JIC) 37° Swivel



51 Series Field Attachable

Steel Part Number	B	C	Thread Size	Tube O. D.	Hose I.D.	A		Cutoff Allow. B		H, J Hex	W Hex
						inch	mm	inch	mm		
#											
Hose Fitting				inch	inch	inch	mm	inch	mm	inch	inch
20651-4-3	+	+	7/16-20	1/4	3/16	1.99	51	1.25	32	9/16	5/8
20651-4-4	+	+	7/16-20	1/4	1/4	2.18	55	1.25	32	9/16	5/8
20651-5-4	+	+	1/2-20	5/16	1/4	2.24	57	1.44	37	5/8	5/8
20651-6-4	+	+	9/16-18	3/8	1/4	2.34	59	1.44	37	11/16	5/8
20651-6-5	+	+	9/16-18	3/8	5/16	2.37	60	1.50	38	11/16	3/4
20651-6-6		+	9/16-18	3/8	3/8	2.74	70	1.44	37	11/16	7/8
20651A-6-6	+	+	9/16-18	3/8	3/8	2.74	70	1.44	37	11/16	7/8
20651-8-6	+	+	3/4-16	1/2	3/8	2.88	73	1.63	41	7/8	7/8
20651-8-8	+	+	3/4-16	1/2	1/2	3.25	83	1.75	44	7/8	1-1/16
20651A-8-8	+	+	3/4-16	1/2	1/2	3.25	83	1.75	44	7/8	1-1/16
20651-10-8	+	+	7/8-14	5/8	1/2	3.37	86	1.88	48	1	1-1/16
20651-12-12	+	+	1-1/16-12	3/4	3/4	3.75	95	2.13	54	1-1/4	1-3/8
20651-16-16	+	+	1-5/16-12	1	1	3.93	100	2.44	62	1-1/2	1-11/16

20851 SAE 45° Swivel



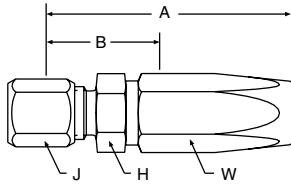
51 Series Field Attachable

Steel Part Number	B	C	Thread Size	Tube O. D.	Hose I.D.	A		Cutoff Allow. B		H, J Hex	W Hex
						inch	mm	inch	mm		
#											
Hose Fitting				inch	inch	inch	mm	inch	mm	inch	inch
20851-6-6	+	+	5/8-18	3/8	3/8	2.82	72	1.56	40	3/4	7/8

[+] Non Standard. See page ii for information on non-standard products.

21151 Ferrul-Fix

(Nut and Sleeve Included)



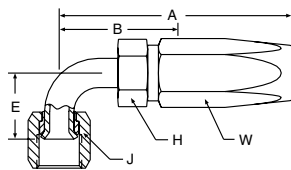
51 Series Field Attachable

Steel Part Number	B	C	Thread Size	Tube O. D.	Hose I. D.	A		Cutoff Allow. B		H Hex	J Hex	W Hex
#												
Hose Fitting				inch	inch	inch		inch	mm	inch	inch	inch
21151-6-6	+	+	9/16-18	3/8	3/8	2.50	64	1.25	32	3/4	11/16	7/8
21151-8-8	+	+	3/4-16	1/2	1/2	2.96	75	1.50	38	7/8	7/8	1-1/16

"Ferrul-Fix" affords salvaging of bent tube section of combination tube-hose assemblies and quick, easy repair on the job.

Note: Nut Part Number is 111-size
Sleeve Part Number is 110-size

23951 (JIC) 37° Swivel 90° Elbow

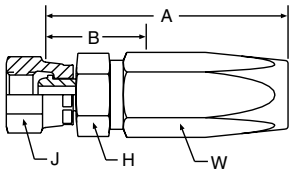


51 Series Field Attachable

Steel Part Number	B	C	Thread Size	Tube O. D.	Hose I. D.	A		Cutoff Allow. B		E	H Hex	J Hex	W Hex	
#														
Hose Fitting				inch	inch	inch	mm	inch	mm	inch	mm	inch	inch	
23951-4-3	+	+	7/18-20	1/4	3/16	1.77	45	1	25	0.68	17	3/4	5/8	9/16
23951-6-6	+	+	9/16-18	3/8	3/8	2.70	69	1.44	37	0.85	22	9/16	7/8	11/16
23951-8-6	+	+	3/4-16	1/2	3/8	2.90	74	1.63	41	1.09	28	11/16	7/5	7/8

(+) Non Standard. See page ii for information on non-standard products.

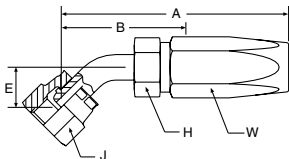
2C351 Swivel DIN 20078 Light Series



51 Series Field Attachable

Steel Part Number	Thread Size	Hose I.D.	A		Cutoff Allow. B		H Hex	J Hex	W Hex
			inch	mm	inch	mm	mm	mm	mm
#									
Hose Fitting		inch	inch	mm	inch	mm	mm	mm	mm
2C351-6-3	M12 X 1,5	3/16	1.69	43	0.94	24	-	14	16
2C351-8-4	M14 X 1,5	1/4	1.85	47	0.98	25	-	17	17
2C351-10-5 (+)	M16 X 1,5	5/16	1.89	48	0.87	22	-	19	19
2C351-10-6	M16 X 1,5	3/8	2.48	63	1.38	35	17	19	22
2C351-12-6	M18 X 1,5	3/8	2.48	63	1.34	34	19	22	22
2C351-15-8	M22 X 1,5	1/2	2.91	74	1.61	41	22	27	27
2C351-18-12	M26 X 1,5	3/4	3.07	78	1.46	37	27	32	35
2C351-22-12	M30 X 2	3/4	3.23	82	1.61	41	30	36	35
2C351-28-16	M36 X 2	1	3.86	98	2.05	52	36	46	43

2C451 Swivel DIN 20078 Light Series 45° Elbow

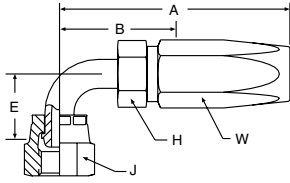


51 Series Field Attachable

Steel Part Number	Thread Size	Hose I.D.	A		Cutoff Allow. B		E		H Hex	J Hex	W Hex
			inch	mm	inch	mm	inch	mm	mm	mm	mm
#											
Hose Fitting		inch	inch	mm	inch	mm	inch	mm	mm	mm	mm
2C451-6-3 (+)	M12 X 1,5	3/16	2.36	60	1.26	32	0.51	13	14	17	16
2C451-8-4 (+)	M14 X 1,5	1/4	2.32	59	1.57	40	0.51	13	14	17	17
2C451-10-5 (+)	M16 X 1,5	5/16	2.76	70	1.61	41	0.63	16	17	19	19
2C451-12-6	M18 X 1,5	3/8	3.50	89	2.28	58	0.75	19	17	22	22
2C451-18-12	M26 X 1,5	3/4	4.57	116	2.95	75	1.02	26	27	36	35
2C451-22-12	M30 X 2	3/4	4.69	119	3.11	79	1.14	29	30	36	35
2C451-28-16	M36 X 2	1	5.00	127	3.23	82	1.22	31	32	46	43

(+) Non Standard. See page ii for information on non-standard products.

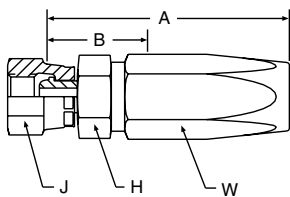
2C551 Swivel DIN 20078 Light Series 90° Elbow



51 Series Field Attachable

Steel Part Number	Thread Size	Hose I.D.	A		Cutoff Allow. B		E		H Hex	J Hex	W Hex
			inch	mm	inch	mm	inch	mm	mm	mm	mm
#											
Hose Fitting		inch	inch	mm	inch	mm	inch	mm	mm	mm	mm
2C551-6-3 (+)	M12 X 1,5	3/16	2.17	55	1.30	33	1.02	26	14	17	16
2C551-8-4 (+)	M14 X 1,5	1/4	2.09	53	1.34	34	0.98	25	14	17	17
2C551-10-5 (+)	M16 X 1,5	5/16	2.60	66	1.57	40	1.26	32	17	19	19
2C551-10-6	M16 X 1,5	3/8	2.95	75	1.85	47	1.38	35	14	19	22
2C551-15-8	M22 X 1,5	1/2	3.50	89	2.09	53	1.65	42	22	27	27
2C551-18-12	M26 X 1,5	3/4	2.76	70	2.76	70	2.32	59	27	36	35
2C551-22-12	M30 X 2	3/4	2.87	73	2.87	73	2.52	64	30	36	35
2C551-28-16	M36 X 2	1	2.95	75	2.95	75	2.64	67	32	46	43

2C651 Metric Swivel DIN 20078 Heavy Series (Without O-Ring) 2C951 (With O-Ring)



51 Series Field Attachable

Steel Part Number	Thread Size	Hose I.D.	A		Cutoff Allow. B		H Hex	J Hex	W Hex
			inch	mm	inch	mm	mm	mm	mm
#									
Hose Fitting		inch	inch	mm	inch	mm	mm	mm	mm
2C651-8-3 (+)	M16 X 1,5	3/16	1.93	49	1.10	28	17	19	16
2C651-10-4 (+)	M18 X 1,5	1/4	2.40	61	1.42	36	17	22	17
2C651-12-5 (+)	M20 X 1,5	5/16	2.40	61	1.38	35	19	24	29
2C651-12-6	M20 X 1,5	3/8	2.52	64	1.42	36	19	24	22
2C651-14-6	M22 X 1,5	3/8	2.56	65	1.46	37	22	27	22
2C651-16-8	M24 X 1,5	1/2	2.87	73	1.57	40	24	30	27
2C651-20-12	M30 X 2	3/4	3.19	81	1.61	41	30	36	35
2C651-25-12	M36 X 2	3/4	3.19	81	1.57	40	36	46	35
2C651-30-16	M42 X 2	1	3.70	94	1.89	48	41	50	43

(+) Non Standard. See page ii for information on non-standard products.

PTFE Hose & Fittings

Thermoplastic Tubing

Coiled Air Hose, Fittings & Accessories

Truck (Fleet) Products

Tooling & Equipment

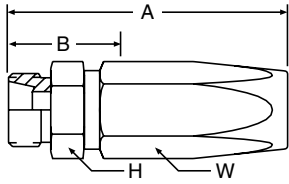
Hose Accessories

Technical & Design Information

Approvals & Guides

Alphanumeric Index

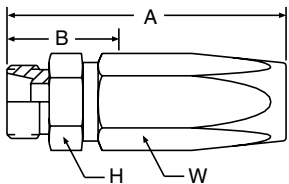
2D051 Stud DIN 20078 Light Series



51 Series Field Attachable

Steel Part Number	Thread Size	Tube O.D.	Hose I.D.	A		Cutoff Allow. B		H Hex	W Hex
				inch	mm	inch	mm		
#									
Hose Fitting		mm	inch	inch	mm	inch	mm	mm	mm
2D051-6-3	M12 X 1,5	6	3/16	1.69	43	0.94	24	14	16
2D051-8-4	M14 X 1,5	8	1/4	1.81	46	0.98	25	17	17
2D051-10-5	M16 X 1,5	10	5/16	2.05	52	1.02	26	17	29
2D051-10-6	M16 X 1,5	10	3/8	2.32	59	1.18	30	17	22
2D051-12-6	M18 X 1,5	12	3/8	2.32	59	1.18	30	19	22
2D051-15-8	M22 X 1,5	15	1/2	2.60	66	1.34	34	22	27
2D051-18-12	M26 X 1,5	18	3/4	2.83	72	1.26	32	27	35
2D051-22-12	M30 X 2	22	3/4	2.95	75	1.38	35	30	35
2D051-28-16	M36 X 2	28	1	3.31	84	1.50	38	36	43

2D251 Stud DIN 20078 Heavy Series

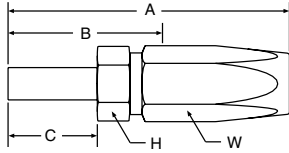


51 Series Field Attachable

Steel Part Number	Thread Size	Tube O.D.	Hose I.D.	A		Cutoff Allow. B		H Hex	W Hex
				inch	mm	inch	mm		
#									
Hose Fitting		mm	inch	inch	mm	inch	mm	mm	mm
2D251-8-3 (+)	M16 X 1,5	8	3/16	1.85	47	1.06	27	17	16
2D251-10-4 (+)	M18 X 1,5	10	1/4	2.09	53	1.10	28	19	17
2D251-12-5 (+)	M20 X 1,5	12	5/16	2.17	55	1.06	27	22	29
2D251-12-6	M20 X 1,5	12	3/8	2.48	63	1.34	34	22	22
2D251-14-6	M22 X 1,5	14	3/8	2.52	64	1.38	35	22	22
2D251-16-8	M24 X 1,5	16	1/2	2.83	72	1.57	40	24	27
2D251-20-12	M30 X 2	20	3/4	3.15	80	1.57	40	30	35
2D251-25-12	M36 X 2	25	3/4	3.31	84	1.73	44	36	35
2D251-30-16	M42 X 2	30	1	3.78	96	1.97	50	46	43

(+) Non Standard. See page ii for information on non-standard products.

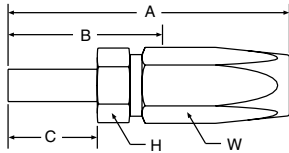
21D51 Standpipe Light Series



51 Series Field Attachable

Steel Part Number	Tube O.D.	Hose I.D.	A		Cutoff Allow. B		C		H Hex	W Hex
			inch	mm	inch	mm	inch	mm	mm	mm
#										
Hose Fitting	mm	inch	inch	mm	inch	mm	inch	mm	mm	mm
21D51-6-3	6	3/16	2.17	55	1.38	35	0.87	22	17	16
21D51-6-6	6	3/8	2.64	67	1.26	32	0.71	18	19	22
21D51-8-4	8	1/4	2.28	58	1.42	36	0.87	22	14	17
21D51-10-5	10	5/16	2.52	64	1.50	38	0.91	23	14	29
21D51-10-6	10	3/8	2.80	71	1.65	42	0.91	23	17	22
21D51-15-8	15	1/2	3.15	80	1.89	48	0.98	25	19	27
21D51-22-12	22	3/4	3.46	88	1.89	48	1.10	28	27	35
21D51-28-16	28	1	4.09	104	2.28	58	1.18	30	32	43

23D51 Standpipe Heavy Series

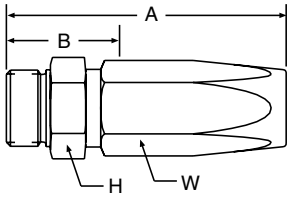


51 Series Field Attachable

Steel Part Number	Tube O.D.	Hose I.D.	A		Cutoff Allow. B		C		H Hex	W Hex
			inch	mm	inch	mm	inch	mm	mm	mm
#										
Hose Fitting	mm	inch	inch	mm	inch	mm	inch	mm	mm	mm
23D51-8-3 (+)	8 (+)	3/16	2.20	56	1.42	36	0.94	24	14	16
23D51-10-4 (+)	10 (+)	1/4	2.28	58	1.42	36	1.02	26	14	17
23D51-12-5 (+)	12 (+)	5/16	2.56	65	1.54	39	1.02	26	14	29
23D51-12-6	12	3/8	2.91	74	1.81	46	1.02	26	17	22
23D51-14-6	14	3/8	3.03	77	1.89	48	1.14	29	17	22
23D51-25-12	25	3/4	4.17	106	2.56	65	1.58	40	27	35
23D51-30-16	30	1	4.65	118	2.83	72	1.73	44	32	43

(+) Non Standard. See page ii for information on non-standard products.

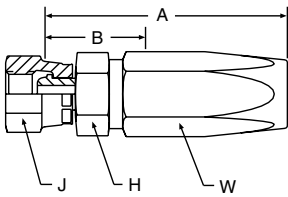
2D951 BSP Male



51 Series Field Attachable

Steel Part Number	Thread Size	Hose I.D.	A		Cutoff Allow. B		H Hex	W Hex
			inch	mm	inch	mm	mm	mm
#								
Hose Fitting		inch	inch	mm	inch	mm	mm	mm
2D951-2-3 (+)	PF 1/8-28	3/16	1.73	44	0.94	24	14	16
2D951-4-3 (+)	PF 1/4-19	3/16	1.93	49	1.14	29	19	16
2D951-4-4 (+)	PF 1/4-19	1/4	2.13	54	1.14	29	19	17
2D951-6-5 (+)	PF 3/8-19	5/16	2.28	58	1.18	30	22	19
2D951-6-6	PF 3/8-19	3/8	2.44	62	1.34	34	22	22
2D951-8-8	PF 1/2-14	1/2	2.87	73	1.61	41	27	27
2D951-12-12	PF 3/4-14	3/4	3.19	81	1.61	41	32	35
2D951-16-16	PF 1-11	1	3.74	95	1.93	49	41	43

29251 BSP Swivel Female, Ballnose

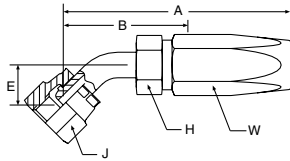


51 Series Field Attachable

Steel Part Number	BSP Thread Size	Hose I.D.	A		Cutoff Allow. B		H Hex	J Hex	W Hex
			inch	mm	inch	mm	mm	mm	mm
#									
Hose Fitting		inch	inch	mm	inch	mm	mm		mm
29251-4-3 (+)	PF 1/4-19	3/16	1.77	45	0.98	25	17	19	16
29251-4-4 (+)	PF 1/4-19	1/4	1.85	47	1.10	28	17	19	17
29251-6-5 (+)	PF 3/8-19	5/16	1.89	48	0.94	24	19	22	19
29251-6-6	PF 3/8-19	3/8	2.48	63	1.38	35	19	22	22
29251-8-8	PF 1/2-14	1/2	1.91	74	1.61	41	27	27	27
29251-12-12	PF 3/4-14	3/4	3.07	78	1.46	37	36	36	35
29251-16-16	PF 1-11	1	3.54	90	1.73	44	36	41	43

(+) Non Standard. See page ii for information on non-standard products.

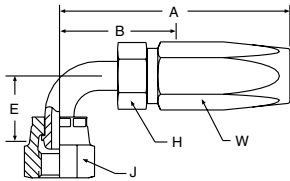
2B151 BSP Swivel Female 45° Elbow, Ballnose



51 Series Field Attachable

Steel Part Number	BSP Thread Size	Tube I.D.	A		Cutoff Allow. B		E		H Hex	J Hex	W Hex
			inch	mm	inch	mm	inch	mm	mm	mm	mm
#											
Hose Fitting		inch	inch	mm	inch	mm	inch	mm	mm		mm
2B151-4-3 (+)	PF 1/4-19	3/16	2.28	58	1.50	38	0.55	14	14	17	16
2B151-4-4 (+)	PF 1/4-19	1/4	2.32	59	1.57	40	0.55	14	14	17	17
2B151-6-5 (+)	PF 3/8-19	5/16	2.76	70	1.76	44	0.55	14	14	19	19
2B151-12-12 (+)	PF 3/4-14	3/4	3.94	100	2.36	60	0.79	20	30	32	35
2B151-16-16 (+)	PF 1-11	1	4.80	122	2.99	76	1.02	26	32	41	43

2B251 BSP Swivel Female 90° Elbow, Ballnose



51 Series Field Attachable

Steel Part Number	BSP Thread Size	Tube I.D.	A		Cutoff Allow. B		E		H Hex	J Hex	W Hex
			inch	mm	inch	mm	inch	mm	mm	mm	mm
#											
Hose Fitting		inch	inch	mm	inch	mm	inch	mm	mm		mm
2B251-4-3	PF 1/4-19	3/16	2.28	58	1.30	33	0.55	14	14	17	16
2B251-4-4 (+)	PF 1/4-19	1/4	2.32	59	1.30	33	1.02	26	14	17	17
2B251-6-5 (+)	PF 3/8-19	5/16	2.60	66	1.57	40	1.34	34	14	19	19
2B251-6-6	PF 3/8-19	3/8	2.95	75	1.73	44	1.22	31	17	19	22
2B251-8-8	PF 1/2-14	1/2	3.50	89	2.09	53	1.50	38	22	27	27
2B251-12-12 (+)	PF 3/4-14	3/4	4.09	104	2.52	64	1.85	47	30	32	35
2B251-16-16 (+)	PF 1-11	1	4.72	120	2.91	74	2.44	62	32	41	43

(+) Non Standard. See page ii for information on non-standard products.

PTFE Hose & Fittings

Thermoplastic Tubing

Coiled Air Hose, Fittings & Accessories

Truck (Fleet) Products

Tooling & Equipment

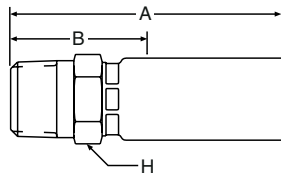
Hose Accessories

Technical & Design Information

Approvals & Guides

Alphanumeric Index

10155 Male Taper Pipe Rigid

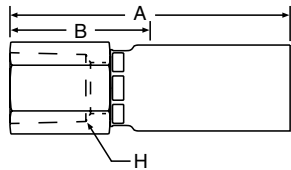


55 Series Permanent

Steel Part Number	B	C	NPTF Pipe Thread	Hose I. D.	A		Cutoff Allow. B		H Hex	Pusher Number
					inch	mm	inch	mm		
#										
Hose Fitting				inch	inch	mm	inch	mm	inch	
10157-2-2**	+	+	1/8-27	1/8	1.35	34	0.69	17	1/2	PUM 001
10155-2-3	+	+	1/8-27	3/16	1.94	49	1	25	9/16	PUM 001
10155-2-4	+	+	1/8-27	1/4	2.13	54	1	25	5/8	PUM 002
10157-4-2**	+	+	1/4-18	1/8	1.56	40	0.94	24	9/16	Crimp Only
10155-4-3	+	+	1/4-18	3/16	2.12	54	1.19	30	11/16	PUM 004
10155-4-4			1/4-18	1/4	2.31	59	1.19	30	11/16	PUM 004
10155-4-5	+	+	1/4-18	5/16	2.37	60	1.19	30	11/16	PUM 004
10155-4-6	+	+	1/4-18	3/8	2.66	68	1.31	33	3/4	PUM 005
10155-6-3	+	+	3/8-18	3/16	2.21	56	1.19	30	3/4	PUM 005
10155-6-4	+	+	3/8-18	1/4	2.41	61	1.31	33	3/4	PUM 005
10155-6-5	+	+	3/8-18	5/16	2.47	63	1.31	33	3/4	PUM 005
10155-6-6	+		3/8-18	3/8	2.66	68	1.31	33	3/4	PUM 005
10155-6-8	+	+	3/8-18	1/2	2.85	72	1.31	33	7/8	PUM 008
10155-8-6	+	+	1/2-14	3/8	2.91	74	1.56	40	15/16	PUM 009
10155-8-8	+		1/2-14	1/2	3.09	78	1.56	40	15/16	PUM 009
10155-8-10	+	+	1/2-14	5/8	3.20	81	1.50	38	1	PUM 025
10155-12-10	+	+	3/4-14	5/8	3.20	81	1.50	38	1-1/8	PUM 011
10155-12-12	+	+	3/4-14	3/4	3.28	83	1.56	40	1-1/8	PUM 011
10155-16-16	+	+	1-11/2	1	3.96	101	1.75	44	1-3/8	PUM 013

**Note: 57 Series should be used for the following hoses: 55LT-2, 53LT-2, 510C-2, 518C-2, 540N-2, 549-2.

10255 Female Taper Pipe Rigid

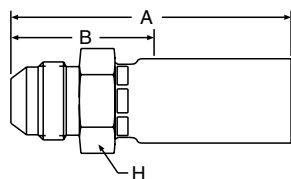


55 Series Permanent

Steel Part Number	B	C	NPTF Pipe Thread	Hose I. D.	A		Cutoff Allow. B		H Hex	Pusher Number
					inch	mm	inch	mm		
#										
Hose Fitting				inch	inch	mm	inch	mm	inch	
10255-4-4		+	1/4-18	1/4	2.37	60	1.25	32	3/4	PUF 002
10255-6-4	+	+	3/8-18	1/4	2.58	66	1.50	38	7/8	PUF 005
10255-6-6	+	+	3/8-18	3/8	2.77	70	1.50	38	7/8	PUF 005
10255-8-6	+	+	1/2-14	3/8	2.68	68	1.38	35	1-1/16	PUF 007
10255-8-8	+	+	1/2-14	1/2	2.87	73	1.38	35	1-1/16	PUF 007

[+] Non Standard. See page ii for information on non-standard products.

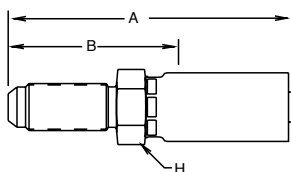
10355 Male (JIC) 37°



55 Series Permanent

Steel Part Number	B	C	Thread Size	Tube O. D.	Hose I.D.	A		Cutoff Allow. B		H Hex	Pusher Number
						inch	mm	inch	mm		
#											
Hose Fitting				inch	inch	inch	mm	inch	mm	inch	
10355-4-3	+	+	7/16-20	1/4	3/16	2.17	55	1.19	30	9/16	PUM 001
10355-4-4	+	+	7/16-20	1/4	1/4	2.30	58	1.19	30	5/8	PUM 002
10355-5-4	+	+	1/2-20	5/16	1/4	2.30	58	1.19	30	5/8	PUM 002
10355-5-5	+	+	1/2-20	5/16	5/16	2.30	58	1.19	30	5/8	PUM 002
10355-6-4	+	+	9/16-18	3/8	1/4	2.30	58	1.19	30	11/16	PUM 004
10355-6-5	+	+	9/16-18	3/8	5/16	2.30	58	1.19	30	11/16	PUM 004
10355-6-6	+	+	9/16-18	3/8	3/8	2.58	66	1.28	33	3/4	PUM 005
10355-8-6	+	+	3/4-16	1/2	3/8	2.68	68	1.38	35	13/16	PUM 007
10355-8-8	+	+	3/4-16	1/2	1/2	2.87	73	1.38	35	7/8	PUM 008
10355-8-10	+	+	3/4-16	1/2	5/8	3.10	79	1.44	37	1	PUM 025
10355-10-8	+	+	7/8-14	5/8	1/2	3.03	77	1.56	40	15/16	PUM 009
10355-12-8	+	+	1-1/16-12	3/4	1/2	3.14	80	1.66	42	1-1/8	PUM 011
10355-12-10	+	+	1-1/16-12	3/4	5/8	3.30	84	1.63	41	1-1/8	PUM 011
10355-12-12	+	+	1-1/16-12	3/4	3/4	3.32	84	1.66	42	1-1/8	PUM 011
10355-16-16	+	+	1-5/16-12	1	1	3.93	100	1.72	44	1-3/8	PUM 013

13E55 Male (JIC) 37° Long

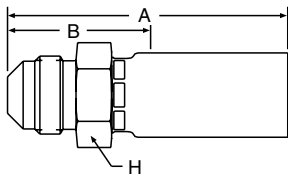


55 Series Permanent

Steel Part Number	B	C	Thread Size	Tube O. D.	Hose I.D.	A		Cutoff Allow. B		H Hex	Pusher Number
						inch	mm	inch	mm		
#											
Hose Fitting				inch	inch	inch	mm	inch	mm	inch	
13E55-4-4	+	+	7/16-20	1/4	1/4	2.93	74	1.81	46	11/16	PUM 002L
13E55-6-6	+	+	9/16-18	3/8	3/8	3.38	86	2	51	13/16	PUM 005L
13E55-8-8	+	+	3/4-16	1/2	1/2	3.72	94	2.13	54	1	PUM 008L

(+) Non Standard. See page ii for information on non-standard products.

10455 Male SAE 45°

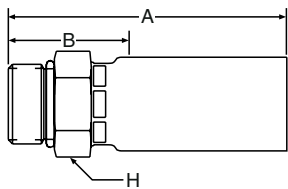


55 Series Permanent

Steel Part Number	B	C	Thread Size	Tube O. D.	Hose I.D.	A		Cutoff Allow. B		H Hex	Pusher Number
						inch	mm	inch	mm		
#											
Hose Fitting				inch	inch	inch	mm	inch	mm	inch	
10455-4-3	+	+	7/16-20	1/4	3/16	2.12	54	1.13	29	9/16	PUM 001
10455-5-4	+	+	1/2-20	5/16	1/4	2.31	59	1.19	30	5/8	PUM 002
10455-6-5	+	+	5/8-18	3/8	5/16	2.46	62	1.34	34	3/4	PUM 005
10455-6-6	+	+	5/8-18	3/8	3/8	2.65	67	1.34	34	3/4	PUM 005
10455-6-8	+	+	5/8-18	3/8	1/2	2.83	72	1.34	34	7/8	PUM 005
10455-8-8	+	+	3/4-16	1/2	1/2	2.96	75	1.47	37	7/8	PUM 008
10455-12-12	+	+	1-1/16-14	3/4	3/4	3.46	88	1.78	45	1-1/8	PUM 011

10555 Straight Thread O-Ring

(BUNA N O-Ring Included)

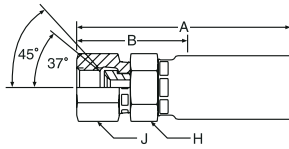


55 Series Permanent

Steel Part Number	B	C	Thread Size	Tube O. D.	Hose I.D.	A		Cutoff Allow. B		H Hex	Pusher Number
						inch	mm	inch	mm		
#											
Hose Fitting				inch	inch	inch	mm	inch	mm	inch	
10555-4-3	+	+	7/16-20	1/4	3/16	1.98	50	1.13	29	9/16	PUF 020
10555-4-4	+	+	7/16-20	1/4	1/4	2.11	54	1	25	5/8	PUF 021
10555-4-5	+	+	7/16-20	1/4	5/16	2.11	54	1	25	5/8	PUF 021
10555-5-4	+	+	1/2-20	5/16	1/4	2.11	54	1	25	5/8	PUF 021
10555-5-5	+	+	1/2-20	5/16	5/16	2.11	54	1	25	5/8	PUF 021
10555-6-3	+	+	9/16-18	1/4	3/16	1.95	50	1	25	11/16	PUF 022
10555-6-4	+	+	9/16-18	3/8	1/4	2.14	54	1.06	27	11/16	PUF 022
10555-6-6	+	+	9/16-18	3/8	3/8	2.42	61	1.19	30	3/4	PUF 023
10555-8-6	+	+	3/4-16	3/8	3/8	2.46	62	1.19	30	7/8	PUF 024
10555-8-8	+	+	3/4-16	1/2	1/2	2.65	67	1.19	30	7/8	PUF 024
10555-10-8	+	+	7/8-14	1/2	1/2	2.77	70	1.31	33	1	PUF 019

[+] Non Standard. See page ii for information on non-standard products.

10655 SAE (JIC) 37° Swivel



PTFE Hose & Fittings

Thermoplastic Tubing

Coiled Air Hose, Fittings & Accessories

Truck (Fleet) Products

Tooling & Equipment

Hose Accessories

Technical & Design Information

Approvals & Guides

Alphanumeric Index

55 Series Permanent

Steel Part Number	B	C	Thread Size	Tube O. D.	Hose I.D.	A		Cutoff Allow. B		H Hex	J Hex	Pusher Number
						inch	mm	inch	mm			
#												
Hose Fitting				inch	inch	inch	mm	inch	mm	inch	inch	
10657-2-2**	+	+	5/16-24	1/8	1/8	1.66	42	1	25	1/2	1/2	PUF 017
10657-4-2**	+	+	7/16-20	1/4	1/8	1.66	42	1	25	1/2	5/8	PUF 012
10655-3-3	+	+	3/8-24	3/16	3/16	2.23	57	1.31	33	9/16	9/16	PUF 017
10655-4-3			7/16-20	1/4	3/16	2.20	56	1.31	29	5/8	5/8	PUF 011
10655-5-3	+	+	1/2-20	5/16	3/16	2.25	57	1.25	32	9/16	3/4	PUF 002
10655-4-4			7/16-20	1/4	1/4	2.50	64	1.38	35	5/8	5/8	PUF 010
10655-5-4	+	+	1/2-20	5/16	1/4	2.50	64	1.38	35	5/8	3/4	PUF 013
10655-6-4			9/16-18	3/8	1/4	2.50	64	1.38	35	5/8	3/4	PUF 013
10655-5-5	+	+	1/2-20	5/16	5/16	2.50	64	1.38	35	5/8	3/4	PUF 013
10655-6-5	+		9/16-18	3/8	5/16	2.50	64	1.38	35	5/8	3/4	PUF 013
10655-6-6			9/16-18	3/8	3/8	2.78	71	1.50	38	3/4	3/4	PUF 015
10655-8-6	+		3/4-16	1/2	3/8	2.77	70	1.47	37	3/4	15/16	PUF 005
10655-6-8	+	+	9/16-18	3/8	1/2	2.96	75	1.47	37	7/8	3/4	PUF 015
10655-8-8	+		3/4-16	1/2	1/2	3.12	79	1.63	41	7/8	15/16	PUF 016
10655-8-10	+		3/4-16	1/2	5/8	3.30	84	1.63	41	1	15/16	PUF 016
10655-10-8	+	+	7/8-14	5/8	1/2	3.12	79	1.63	41	7/8	1-1/16	PUF 006
10655-12-8	+	+	1-1/16-12	3/4	1/2	3.21	82	1.72	44	1	1-1/4	PUF 008
10655-10-10	+	+	7/8-14	5/8	5/8	3.30	84	1.63	41	1	1-1/16	PUF 006
10655-12-10	+	+	1-1/16-12	3/4	5/8	3.40	86	1.75	44	1-1/8	1-5/16	PUF 008
10655-10-12	+	+	7/8-14	5/8	3/4	3.36	85	1.69	43	1-1/8	1-1/16	PUF 006
10655-12-12	+		1-1/16-12	3/4	3/4	3.40	86	1.72	44	1-1/8	1-1/4	PUF 008
10655-16-16	+	+	1-5/16-12	1	1	4.02	102	1.78	45	1-3/8	1-1/12	PUF 009

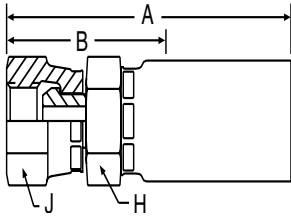
*316 stainless nipple, nut, shell

**Note: 57 Series should be used for the following hoses: 55LT-2, 53LT-2, 510C-2, 518C-2, 540N-2, 549-2.

(+) Non Standard. See page ii for information on non-standard products.



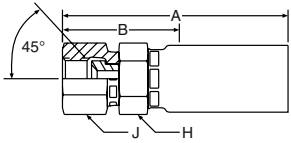
10755 Female Pipe Swivel



55 Series Permanent

Steel Part Number	B	C	Thread Size	Tube O. D.	Hose I. D.	A		Cutoff Allow. B		H Hex	J Hex	Pusher Number
						inch	mm	inch	mm			
#												
Hose Fitting				inch	inch	inch	mm	inch	mm	inch	inch	
10755-4-4	+	+	1/4-18	1/4	1/4	2.37	60	1.25	32	5/8	3/4	PUF 002
10755-4-5	+	+	1/4-18	1/4	5/16	2.50	64	1.38	35	3/4	3/4	PUF 013
10755-6-6	+	+	3/8-18	3/8	3/8	2.63	67	1.44	37	7/8	7/8	PUF 004
10755-8-8	+	+	1/2-14	1/2	1/2	2.97	75	1.50	38	1	1	PUF 018
10755-16-16 (+)	+	+	1-11-1/2	1	1	4.00	102	1.81	46	1-3/8	1-1/2	PUF 009

10855 SAE 45° Swivel



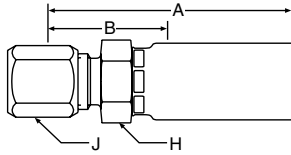
55 Series Permanent

Steel Part Number	B	C	Thread Size	Tube O. D.	Hose I. D.	A		Cutoff Allow. B		H Hex	J Hex	Pusher Number
						inch	mm	inch	mm			
#												
Hose Fitting				inch	inch	inch	mm	inch	mm	inch	inch	
10855-6-4	+	+	5/8-18	3/8	1/4	2.50	64	1.38	35	5/8	13/16	PUF 003
10855-6-5	+	+	5/8-18	3/8	5/16	2.50	64	1.38	35	5/8	13/16	PUF 003
10855-6-6	+	+	5/8-18	3/8	3/8	2.78	71	1.50	38	3/4	13/16	PUF 014
10855-8-6	+	+	3/4-16	1/2	3/8	2.78	71	1.44	37	3/4	15/16	PUF 005
10855-12-12	+	+	1-1/16-14	3/4	3/4	3.40	86	1.69	43	1-1/8	1-1/4	PUF 008

(+) Non Standard. See page ii for information on non-standard products.

11155 Ferrul-Fix

Nut and sleeve included

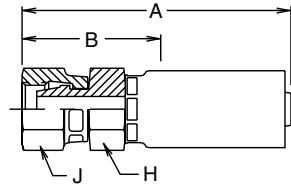


55 Series Permanent

Steel Part Number	B	C	Thread Size	Tube O. D.	Hose I.D.	A		Cutoff Allow. B		H Hex	J Hex	Pusher Number
						inch	mm	inch	mm			
#												
Hose Fitting				inch	inch	inch	mm	inch	mm	inch	inch	
11155-6-4	+	+	9/16-18	3/8	1/4	2.34	59	1.25	32	11/16	11/16	PUF 015
11155-6-6	+	+	9/16-18	3/8	3/8	2.53	64	1.25	32	3/4	11/16	PUF 015
11155-8-6	+	+	3/4-16	1/2	3/8	2.63	67	1.31	33	7/8	7/8	PUF 016
11155-8-8	+	+	3/4-16	1/2	1/2	2.83	72	1.31	33	7/8	7/8	PUF 016
11155-10-6	+	+	7/8-14	5/8	3/8	3.68	93	1.38	35	1	1	PUF 017
11155-10-8 (+)	+	+	7/8-14	5/8	1/2	2.88	73	1.44	37	1	1	PUF 017

Note: Nut Part Number is 111-size
Sleeve Part Number is 110-size

11255 SAE Flareless Swivel



55 Series Permanent

Steel Part Number	B	C	Thread Size	Tube O. D.	Hose I.D.	A		Cutoff Allow. B		H Hex	J Hex	Pusher Number
						inch	mm	inch	mm			
#												
Hose Fitting				inch	inch	inch	mm	inch	mm	inch	inch	
11255-6-4	+	+	9/16-18	3/8	1/4	2.57	65	1.44	37	11/16	3/4	PUF 015
11255-6-6	+	+	9/16-18	3/8	3/8	2.76	70	1.44	37	3/4	3/4	PUF 015
11255-8-6	+	+	3/4-16	1/2	3/8	2.86	73	1.56	40	7/8	5/16	PUF 025
11255-8-8	+	+	3/4-16	1/2	1/2	3.05	77	1.06	27	7/8	5/16	PUF 025
11255-10-8	+	+	7/8-14	5/8	1/2	3.16	80	1.69	43	1	1-1/16	PUF 026

(+) Non Standard. See page ii for information on non-standard products.

PTFE Hose & Fittings

Thermoplastic Tubing

Coiled Air Hose, Fittings & Accessories

Truck (Fleet) Products

Tooling & Equipment

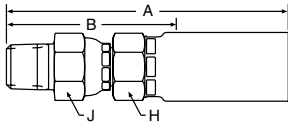
Hose Accessories

Technical & Design Information

Approvals & Guides

Alphanumeric Index

11355 Male Pipe Swivel*



55 Series Permanent

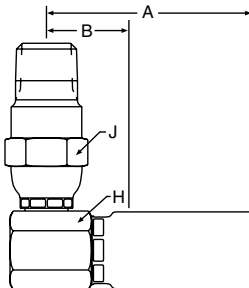
Steel Part Number	B	C	Thread Size	Tube O. D.	Hose I.D.	A		Cutoff Allow. B		H Hex	J Hex	Pusher Number
						inch	mm	inch	mm			
#												
Hose Fitting				inch	inch	inch	mm	inch	mm	inch	inch	
11357-2-2**	+	+	1/8-27	1/8	1/8	1.96	50	1-1/4	32	1/2	1/2	-
11355-4-3	+	+	1/4-18	1/4	3/16	2.72	69	1.75	44	5/8	11/16	PUM 003
11355-4-4	+	+	1/4-18	1/4	1/4	2.84	72	1.75	44	5/8	11/16	PUM 003
11355-4-5	+	+	1/4-18	1/4	5/16	2.84	72	1.75	44	5/8	11/16	PUM 003
11355-6-6	+	+	3/8-18	3/8	3/8	3.12	79	1.81	46	3/4	3/4	PUM 006
11355-8-6	+	+	1/2-14	1/2	3/8	3.37	86	2.06	52	3/4	15/16	PUM 010
11355-8-8	+	+	1/2-14	1/2	1/2	3.56	90	2.06	52	7/8	15/16	PUM 010
11355-12-12	+	+	3/4-14	3/4	3/4	3.81	97	2.13	54	1-1/8	1-1/8	PUM 012
11355-16-16	+	+	1-11-1/2	1	1	5.06	129	2.81	71	1-1/2	1-1/2	PUM 030

*For use with petroleum based fluids.

WARNING: Fittings allow minor movement to relieve stress on hose but are not recommended for continued or extensive swiveling. Fittings are not recommended for use in CNG applications.

**Note: 57 Series should be used for the following hoses: 55LT-2, 53LT-2, 510C-2, 518C-2, 540N-2, 549-2.

11L55 Male Pipe Swivel 90° Elbow*



55 Series Permanent

Steel Part Number	B	C	Thread Size	Hose I.D.	A		Cutoff Allow. B		H Hex	J Hex	Pusher Number
					inch	mm	inch	mm			
#											
Hose Fitting				inch	inch	mm	inch	mm	inch	inch	
11L55-4-4	+	+	1/4-18	1/4	1.94	49	0.81	21	11/16	11/16	PUS 001

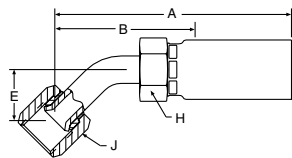
*For use with petroleum based fluids.

WARNING: Fittings allow minor movement under pressure to relieve stress on hose but are not recommended for continued or extensive swiveling. Fittings not recommended for use in CNG applications.

Note: Use crimp Die Ring 80C-R1L with Parkrimp 1 Machine; crimp Die Ring 82C-R1L with KarryKrimp. Consult factory for ordering information.

[+] Non Standard. See page ii for information on non-standard products.

13755 Female SAE (JIC) 37° Swivel 45° Elbow



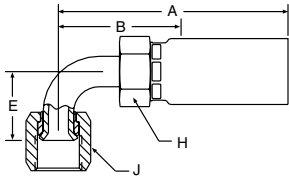
55 Series Permanent (SAE Drop Dimensions)

Steel Part Number	B	C	Thread Size	Tube O. D.	Hose I.D.	A		Cutoff Allow. B		E		H Hex	J Hex	Pusher Number
						inch	mm	inch	mm	inch	mm	inch	inch	
#														
Hose Fitting				inch	inch	inch	mm	inch	mm	inch	mm	inch	inch	
13757-4-2**	+	+	7/16-20	1/4	1/8	1.98	50	1-9/32	33	0.33	8	RND	9/16	-
13755-4-3	+	+	7/16-20	1/4	3/16	2.49	63	1.50	38	0.33	8	9/16	9/16	PUT 001
13755-4-4	+	+	7/16-20	1/4	1/4	2.49	63	1.50	38	0.33	8	5/8	9/16	PUT 002
13755-5-4	+	+	1/2-20	5/16	1/4	2.49	63	1.50	38	0.36	9	5/8	5/8	PUT 002
13755-6-5	+	+	9/16-18	3/8	5/16	2.73	69	1.56	40	0.39	10	5/8	11/16	PUT 002
13755-6-6	+	+	9/16-18	3/8	3/8	2.91	74	1.56	40	0.39	10	3/4	11/16	PUT 003
13755-8-6	+	+	3/4-16	1/2	3/8	3.18	81	1.81	46	0.55	14	3/4	7/8	PUT 003
13755-8-8	+	+	3/4-16	1/2	1/2	3.37	86	1.81	46	0.55	14	7/8	7/8	PUT 004
13755-10-8	+	+	7/8-14	5/8	1/2	3.42	87	1.88	48	0.63	16	7/8	1	PUT 004
13755-12-12	+	+	1-1/16-12	3/4	3/4	4.05	103	2.38	60	0.78	20	1-1/8	1-1/4	PUT 005
13755-16-16	+	+	1-5/16-12	1	1	4.57	116	2.31	59	0.89	23	1-3/8	1-1/2	PUT 007

**Note: 57 Series should be used for the following hoses: 55LT-2, 53LT-2, 510C-2, 518C-2, 540N-2, 549-2.

(+) Non Standard. See page ii for information on non-standard products.

13955 Female SAE (JIC) 37° Swivel 90° Elbow



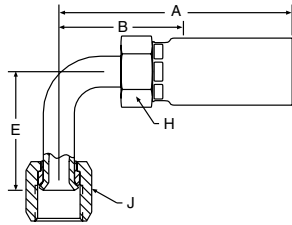
55 Series Permanent (SAE Drop Dimensions)

Steel Part Number	B	C	Thread Size	Tube O. D.	Hose I.D.	A		Cutoff Allow. B		E		H Hex	J Hex	Pusher Number
						inch	mm	inch	mm	inch	mm	inch	inch	
#														
Hose Fitting				inch	inch	inch	mm	inch	mm	inch	mm	inch	inch	
13957-4-2	+	+	7/16-20	1/4	1/8	1.87	48	1-3/16	30	0.68	17	RND	9/16	-
13955-4-3	+	+	7/16-20	1/4	3/16	2.49	60	1.38	35	0.68	17	9/16	9/16	PUT 001
13955-4-4	+	+	7/16-20	1/4	1/4	2.49	64	1.38	35	0.68	17	5/8	9/16	PUT 002
13955-5-4	+	+	1/2-20	5/16	1/4	2.49	68	1.56	40	0.77	20	5/8	5/8	PUT 002
13955-6-4	+	+	9/16-18	3/8	1/4	2.57	65	1.44	37	0.85	22	5/8	11/16	PUT 002
13955-6-5	+	+	9/16-18	3/8	5/16	2.73	67	1.50	38	0.85	22	5/8	11/16	PUT 002
13955-6-6	+	+	9/16-18	3/8	3/8	2.91	71	1.50	38	0.85	28	3/4	11/16	PUT 003
13955-8-6	+	+	3/4-16	1/2	3/8	3.18	75	1.63	41	1.09	28	3/4	7/8	PUT 003
13955-8-8	+	+	3/4-16	1/2	1/2	3.37	80	1.63	41	1.09	28	7/8	7/8	PUT 004
13955-10-8	+	+	7/8-14	5/8	1/2	3.42	83	1.75	44	1.23	31	7/8	1	PUT 004
13955-12-12	+	+	1-1/16-12	3/4	3/4	4.05	101	2.25	57	1.81	46	1-1/8	1-1/4	PUT 005
13955-16-16	+	+	1-5/16-12	1	1	4.57	121	2.56	65	2.14	54	1-3/8	1-1/2	PUT 007

**Note: 57 Series should be used for the following hoses: 55LT-2, 53LT-2, 510C-2, 518C-2, 540N-2, 549-2.

(+) Non Standard. See page ii for information on non-standard products.

14155 Female SAE (JIC) 37° Swivel 90° Long Elbow

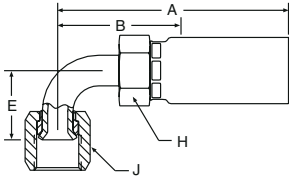


55 Series Permanent (SAE Drop Dimensions)

Steel Part Number	B	C	Thread Size	Tube O. D.	Hose I.D.	A		Cutoff Allow. B		E		H Hex	J Hex	Pusher Number
						inch	mm	inch	mm	inch	mm	inch	inch	
#														
Hose Fitting				inch	inch	inch	mm	inch	mm	inch	mm	inch	inch	
14155-4-3	+	+	7/16-20	1/4	3/16	2.37	60	1.38	35	1.80	46	9/16	9/16	PUT 001
14155-4-4	+	+	7/16-20	1/4	1/4	2.57	65	1.44	37	1.80	46	5/8	9/16	PUT 002
14155-5-4	+	+	1/2-20	5/16	1/4	2.51	64	1.38	35	1.80	46	5/8	5/8	PUT 002
14155-6-5	+	+	9/16-18	3/8	5/16	2.73	69	1.56	40	2.18	55	5/8	11/16	PUT 002
14155-6-6	+	+	9/16-18	3/8	3/8	2.92	74	1.56	40	2.18	55	3/4	11/16	PUT 003
14155-8-6	+	+	3/4-16	1/2	3/8	3.00	76	1.75	44	2.43	62	3/4	7/8	PUT 003
14155-8-8	+	+	3/4-16	1/2	1/2	3.18	81	1.63	41	2.43	62	7/8	7/8	PUT 004
14155-10-8	+	+	7/8-14	5/8	1/2	3.39	86	1.81	46	2.57	65	7/8	1	PUT 004
14155-12-12	+	+	1-1/16-12	3/4	3/4	3.91	99	2.19	56	3.73	95	1-1/8	1-1/4	PUT 005
14155-16-16	+	+	1-5/16-12	1	1	4.62	117	2.38	60	4.33	110	1-3/8	1-1/2	PUT 007

(+) Non Standard. See page ii for information on non-standard products.

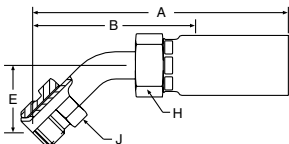
1L955 Female (JIC) 37° Swivel 90° Elbow Special



55 Series Permanent

Steel Part Number	B	C	Thread Size	Tube O. D.	Hose I.D.	A		Cutoff Allow. B		E		H Hex	J Hex	Pusher Number
						inch	mm	inch	mm	inch	mm	inch	inch	
#														
Hose Fitting				inch	inch	inch		inch	mm	inch	mm	inch	inch	
1L955-4-3	+	+	7/16-20	1/4	3/16	2.31	59	1.38	35	0.88	22	9/16	9/16	PUT 001
1L955-4-4	+	+	7/16-20	1/4	1/4	2.47	63	1.38	35	0.88	22	5/8	9/16	PUT 002
1L955-5-4	+	+	1/2-20	5/16	1/4	2.53	64	1.44	37	0.88	22	5/8	5/8	PUT 002
1L955-6-5	+	+	9/16-18	3/8	5/16	2.69	68	1.50	38	1.12	28	5/8	11/16	PUT 002
1L955-6-6	+	+	9/16-18	3/8	3/8	2.88	73	1.50	38	1.12	28	3/4	11/16	PUT 003
1L955-8-6	+	+	3/4-16	1/2	3/8	3.00	76	1.63	41	1.38	35	3/4	7/8	PUT 003
1L955-8-8	+	+	3/4-16	1/2	1/2	3.19	81	1.63	41	1.38	35	7/8	7/8	PUT 004
1L955-10-8	+	+	7/8-14	5/8	1/2	3.68	93	2.13	54	1.75	44	7/8	1	PUT 004
1L955-12-12	+	+	1-1/16-12	3/4	3/4	4.29	109	2.50	64	2.06	52	1-1/8	1-1/4	PUT 005
1L955-16-16	+	+	1-5/16-12	1	1	5.14	131	2.75	70	2.50	64	1-3/8	1-1/2	PUT 007

16755 SAE Male Inverted Swivel 45° Elbow

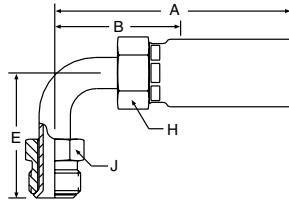


55 Series Permanent

Steel Part Number	B	C	Thread Size	Tube O. D.	Hose I.D.	A		Cutoff Allow. B		E		H Hex	J Hex	Pusher Number
						inch	mm	inch	mm	inch	mm	inch	inch	
#														
Hose Fitting				inch	inch	inch	mm	inch	mm	inch	mm	inch	inch	
16755-6-6	+	+	5/8-18	3/8	3/8	3.48	88	2.13	54	0.94	24	3/4	5/8	PUT 003

[+] Non Standard. See page ii for information on non-standard products.

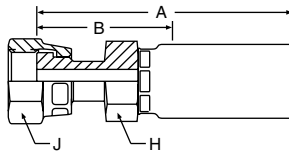
16955 SAE Male Inverted Swivel 90° Elbow



55 Series Permanent

Steel Part Number	B	C	Thread Size	Tube O. D.	Hose I.D.	A		Cutoff Allow. B		E		H Hex	J Hex	Pusher Number
						inch	mm	inch	mm	inch	mm			
#														
Hose Fitting				inch	inch	inch	mm	inch	mm	inch	mm	inch	inch	
16955-4-4	+	+	7/16-24	1/4	1/4	2.75	70	1.63	27	1.56	40	5/8	7/16	PUT 002
16955-6-6	+	+	5/8-18	3/8	3/8	3.48	78	1.75	27	1.69	43	3/4	5/8	PUT 003

1JS55 Seal-Lok™ Straight



55 Series Permanent

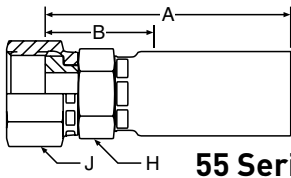
Steel Part Number	C	Thread Size	Tube O. D.	Hose I.D.	A		Cutoff Allow. B		H Hex	J Hex	Pusher Number
					inch	mm	inch	mm			
#											
Hose Fitting			inch	inch	inch	mm	inch	mm	inch	inch	
1JS57-4-2**	+	9/16-18	1/4	1/8	1.60	41	15/16	24	5/8	11/16	-
1JS55-4-3 (+)	+	9/16-18	1/4	3/16	2.40	61	1.50	38	5/8	11/16	PUT 002
1JS55-4-4	+	9/16-18	1/4	1/4	2.59	66	1.50	38	5/8	11/16	PUT 002
1JS55-6-4	+	11/16-16	3/8	1/4	2.58	66	1.50	38	3/4	13/16	PUT 003
1JS55-4-5 (+)	+	9/16-18	1/4	5/16	2.66	68	1.50	38	5/8	11/16	PUT 002
1JS55-6-5	+	11/16-16	3/8	5/16	2.66	68	1.50	38	3/4	13/16	PUT 003
1JS55-6-6	+	11/16-16	3/8	3/8	2.86	73	1.50	38	3/4	13/16	PUT 003
1JS55-8-6	+	13/16-16	1/2	3/8	3.00	76	1.63	41	7/8	15/16	PUT 004
1JS55-8-8	+	13/16-16	1/2	1/2	3.20	81	1.63	41	7/8	15/16	PUT 004
1JS55-10-10 (+)	+	1-14	5/8	5/8	3.53	90	1.88	48	1-1/8	1-1/8	PUT 005
1JS55-12-12	+	1-3/16-12	3/4	3/4	3.75	95	2	51	1-1/4	1-3/8	PUT 005
1JS55-16-16	+	1-7/16-12	1	1	4.28	109	2.06	52	1-1/2	1-5/8	PUT 015

**Note: 57 Series should be used for the following hoses: 55LT-2, 53LT-2, 510C-2, 518C-2, 540N-2, 549-2.

(+) Non Standard. See page ii for information on non-standard products.



1JC55 Seal-Lok™ Straight-Short

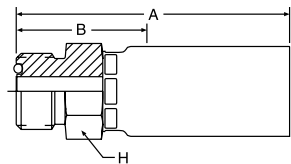


55 Series Permanent

Steel Part Number	C	Thread Size	Tube O. D.	Hose I.D.	A		Cutoff Allow. B		H Hex	J Hex	Pusher Number
					inch	mm	inch	mm			
#											
Hose Fitting			inch	inch	inch	mm	inch	mm	inch	inch	
1JC57-4-2**	+	9/16-18	1/4	1/8	1.34	34	5/8	16	5/8	11/16	-
1JC55-4-3	+	9/16-18	1/4	3/16	1.97	50	1.06	27	5/8	11/16	PUL 001
1JC55-4-4		9/16-18	1/4	1/4	2.16	55	1.06	27	5/8	11/16	PUL 001
1JC55-6-4	+	11/16-16	3/8	1/4	2.19	56	1.06	27	3/4	13/16	PUL 002
1JC55-4-5	+	9/16-18	1/4	5/16	2.22	56	1.06	27	5/8	11/16	PUL 001
1JC55-6-5	+	11/16-16	3/8	5/16	2.28	58	1.06	27	3/4	13/16	PUL 002
1JC55-6-6	+	11/16-16	3/8	3/8	2.47	63	1.06	27	3/4	13/16	PUL 002
1JC55-8-6	+	13/16-16	1/2	3/8	2.56	65	1.19	30	7/8	15/16	PUL 003
1JC55-8-8	+	13/16-16	1/2	1/2	2.75	70	1.19	30	7/8	15/16	PUL 003
1JC55-10-8	+	1-14	5/8	1/2	2.95	75	1.38	35	1-1/8	1-1/8	PUL 004
1JC55-8-10	+	13/16-16	1/2	5/8	2.85	72	1.19	30	1	15/16	PUL 010
1JC55-10-10	+	1-14	5/8	5/8	3.05	77	1.38	35	1-1/8	1-1/8	PUL 004
1JC55-10-12	+	1-14	5/8	3/4	3.15	80	1.38	35	1-1/8	1-1/8	PUL 004
1JC55-12-8	+	1-3/16-12	3/4	1/2	3.00	76	1.44	37	1-1/4	1-3/8	PUL 006
1JC55-12-10	+	1-3/16-12	3/4	5/8	3.10	79	1.44	37	1-1/4	1-3/8	PUL 006
1JC55-12-12	+	1-3/16-12	3/4	3/4	3.20	81	1.44	37	1-1/4	1-3/8	PUL 006
1JC55-16-16	+	1-7/16-12	1	1	3.74	95	1.50	38	1-1/2	1-5/8	PUL 008

**Note: 57 Series should be used for the following hoses: 55LT-2, 53LT-2, 510C-2, 518C-2, 540N-2, 549-2.

1J055 Male Seal-Lok™ – Rigid Straight (with O-Ring)



55 Series Permanent

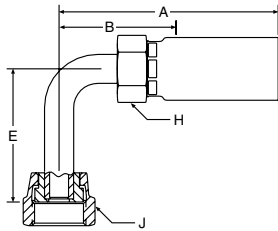
Steel Part Number	C	Thread Size	Tube O. D.	Hose I.D.	A		Cutoff Allow. B		H Hex	Pusher Number
					inch	mm	inch	mm		
#										
Hose Fitting			inch	inch	inch	mm	inch	mm		
1J055-4-3 (+)	+	9/16-18	1/4	3/16	1.95	50	1.13	29	5/8	PUM 004
1J055-4-4	+	9/16-18	1/4	1/4	2.20	56	1.06	27	5/8	PUM 004
1J055-6-4 (+)	+	11/16-16	3/8	1/4	2.28	58	1.13	29	3/4	PUM 005
1J055-4-5 (+)	+	9/16-18	1/4	5/16	2.20	56	1.06	27	5/8	PUM 004
1J055-6-5 (+)	+	11/16-16	3/8	5/16	2.28	58	1.13	29	3/4	PUM 005
1J055-6-6	+	11/16-16	3/8	3/8	2.47	63	1.13	29	3/4	PUM 005
1J055-8-6 (+)	+	13/16-16	1/2	3/8	2.56	65	1.25	32	7/8	PUM 008
1J055-8-8 (+)	+	13/16-16	1/2	1/2	2.75	70	1.25	32	15/16	PUM 009
1J055-10-10 (+)	+	1-14	5/8	5/8	3.10	79	1.44	37	1-1/8	PUM 011
1J055-12-12 (+)	+	1-3/16-12	3/4	3/4	3.25	83	1.56	40	1-3/8	PUM 013
1J055-16-16 (+)	+	1-7/16-12	1	1	3.86	98	1.63	41	1-5/8	PUM 020

(+) Non Standard. See page ii for information on non-standard products.



Hydraulic & Pneumatic Hose & Fit.
PTFE Hose & Fittings
Thermoplastic Tubing
Coiled Air Hose, Fittings & Accessories
Truck (Fleet) Products
Tooling & Equipment
Hose Accessories
Technical & Design Information
Approvals & Guides
Alphanumeric Index

1J155 Seal-Lok™ 90° Elbow (Long)



55 Series Permanent (SAE Drop Dimensions)

Steel Part Number	C	Thread Size	Tube O. D.	Hose I.D.	A		Cutoff Allow. B		E		H Hex	J Hex	Pusher Number
					inch	mm	inch	mm	inch	mm	inch	inch	
#													
Hose Fitting			inch	inch	inch	mm	inch	mm	inch	mm	inch	inch	
1J157-4-2**	+	9/16-18	1/4	1/8	1.82	46	1-1/8	29	1.80	46	1/2	11/16	-
1J155-4-3	+	9/16-18	5/16	3/16	2.30	58	1.31	33	1.80	46	9/16	11/16	PUT 002
1J155-4-4	+	9/16-18	5/16	1/4	2.45	62	1.31	33	1.80	46	9/16	11/16	PUT 002
1J155-4-5 (+)	+	9/16-18	5/16	5/16	2.54	65	1.31	33	1.80	46	5/8	11/16	PUT 002
1J155-6-5 (+)	+	11/16-16	3/8	5/16	2.76	70	1.63	41	2.13	54	5/8	13/16	PUT 003
1J155-6-6	+	11/16-16	3/8	3/8	2.94	75	1.63	41	2.13	54	3/4	13/16	PUT 003
1J155-8-6	+	13/16-16	1/2	3/8	2.94	75	1.69	43	2.51	64	3/4	15/16	PUT 004
1J155-8-8	+	13/16-16	1/2	1/2	3.21	82	1.69	43	2.51	64	7/8	15/16	PUT 004
1J155-10-10 (+)	+	1-14	5/8	5/8	3.35	85	2.00	51	2.76	70	1	1-1/8	PUT 005
1J155-12-12	+	1-3/16-12	3/4	3/4	3.86	98	2.13	54	3.78	96	1-1/8	1-3/8	PUT 005
1J155-16-16	+	1-7/16-12	1	1	4.42	112	2.38	60	4.50	114	1-3/8	1-5/8	PUT 007

**Note: 57 Series should be used for the following hoses: 55LT-2, 53LT-2, 510C-2, 518C-2, 540N-2, 549-2.

(+) Non Standard. See page ii for information on non-standard products.



Hydraulic & Pneumatic Hose & Fit.

PTFE Hose & Fittings

Thermoplastic Tubing

Coiled Air Hose, Fittings & Accessories

Truck (Fleet) Products

Tooling & Equipment

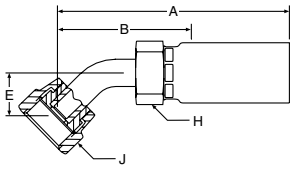
Hose Accessories

Technical & Design Information

Approvals & Guides

Alphanumeric Index

1J755 Seal-Lok™ 45° Elbow

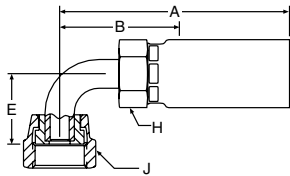


55 Series Permanent (SAE Drop Dimensions)

Steel Part Number	C	Thread Size	Tube O. D.	Hose I.D.	A		Cutoff Allow. B		E		H Hex	J Hex	Pusher Number
					inch	mm	inch	mm	inch	mm	inch	inch	
#													
Hose Fitting			inch	inch	inch	mm	inch	mm	inch	mm	inch	inch	
1J757-4-2**	+	9/16-18	1/4	1/8	2.46	63	1-3/8	35	0.41	10	1/2	11/16	-
1J755-4-4	+	9/16-18	1/4	1/4	2.66	68	1.50	38	0.41	10	5/8	11/16	PUT 002
1J755-6-4	+	11/16-16	3/8	1/4	2.74	70	1.63	41	0.43	11	5/8	13/16	PUT 003
1J755-6-6	+	11/16-16	3/8	3/8	2.98	76	1.69	43	0.43	11	3/4	13/16	PUT 003
1J755-8-6	+	13/16-16	1/2	3/8	3.23	82	1.88	48	0.59	15	3/4	15/16	PUT 004
1J755-8-8	+	13/16-16	1/2	1/2	3.43	87	1.94	49	0.59	15	7/8	15/16	PUT 004
1J755-12-12	+	1-3/16-12	3/4	3/4	3.67	93	2.00	51	0.81	21	1-1/8	1-3/8	PUT 005
1J755-16-16	+	1-7/16-12	1	1	5.10	130	2.88	73	0.94	24	1-3/8	1-5/8	PUT 007

**Note: 57 Series should be used for the following hoses: 55LT-2, 53LT-2, 510C-2, 518C-2, 540N-2, 549-2.

1J955 Seal-Lok™ 90° Elbow



55 Series Permanent (SAE Drop Dimensions)

Steel Part Number	C	Thread Size	Tube O. D.	Hose I.D.	A		Cutoff Allow. B		E		H Hex	J Hex	Pusher Number
					inch	mm	inch	mm	inch	mm	inch	inch	
#													
Hose Fitting			inch	inch	inch	mm	inch	mm	inch	mm	inch	inch	
1J957-4-2**	+	9/16-18	1/4	1/8	1.82	46	1-1/8	29	0.82	21	RND	2.02	-
1J955-4-4	+	9/16-18	1/4	1/4	2.49	63	1.38	35	0.82	21	5/8	11/16	PUT 002
1J955-6-4	+	11/16-16	3/8	1/4	2.59	66	1.44	37	0.90	23	5/8	13/16	PUT 003
1J955-6-5	+	11/16-16	3/8	5/16	2.66	68	1.50	38	0.90	23	5/8	13/16	PUT 003
1J955-6-6	+	11/16-16	3/8	3/8	2.85	72	1.56	40	0.90	23	3/4	13/16	PUT 003
1J955-8-8	+	13/16-16	1/2	1/2	3.15	80	1.63	41	1.15	30	7/8	15/16	PUT 004
1J955-10-10	+	1-14	5/8	5/8	3.26	83	1.63	41	1.27	32	1	1-1/4	PUT 006
1J955-12-12	+	1-3/16-12	3/4	3/4	3.82	89	2.13	54	1.85	47	1-3/8	1-3/8	PUT 005
1J955-16-16	+	1-7/16-12	1	1	5.03	128	2.94	75	2.21	56	1-3/8	1-5/8	PUT 007

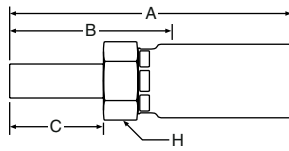
**Note: 57 Series should be used for the following hoses: 55LT-2, 53LT-2, 510C-2, 518C-2, 540N-2, 549-2.

[+] Non Standard. See page ii for information on non-standard products.



Hydraulic & Pneumatic Hose & Fit.
PTFE Hose & Fittings
Thermoplastic Tubing
Coiled Air Hose, Fittings & Accessories
Truck (Fleet) Products
Tooling & Equipment
Hose Accessories
Technical & Design Information
Approvals & Guides
Alphanumeric Index

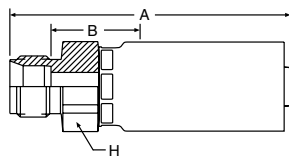
1TU55 Universal Tube Stub End



55 Series Permanent

Steel Part Number	C	Tube O. D.	Hose I.D.	A		Cutoff Allow. B		C		H Hex	Pusher Number
				inch	mm	inch	mm	inch	mm		
#											
Hose Fitting		inch	inch	inch	mm	inch	mm	inch	mm	inch	
1TU55-4-4	+	1/4	1/4	2.60	66	1.50	38	0.72	18	5/8	PUT 001
1TU55-5-5		5/16	5/16	2.69	68	1.50	38	0.75	19	11/16	PUT 002
1TU55-6-6		3/8	3/8	2.91	74	1.50	38	0.78	20	3/4	PUT 003
1TU55-8-8		1/2	1/2	3.35	85	1.81	46	1.03	26	7/8	PUT 004
1TU55-10-10		5/8	5/8	3.45	88	1.81	46	1.03	26	1	PUT 004
1TU55-12-12		3/4	3/4	3.66	93	1.94	49	1.03	26	1-1/8	PUT 005
1TU55-16-16		1	1	4.41	112	2.19	56	1.29	33	1-3/8	PUT 007

1AL55N A-LOK®/CPI Compression (Without Nut and Ferrule)



55 Series Permanent

Steel Part Number	C	Thread Size	Tube O. D.	Hose I.D.	A		Cutoff Allow. B		H Hex	Pusher Number
					inch	mm	inch	mm		
#										
Hose Fitting			inch	inch	inch	mm	inch	mm	inch	
1AL55-4-4N (+)	+	7/16-20	1/4	1/4	2.16	55	0.69	17	9/16	PUM 002
1AL55-6-6N (+)		9/16-20	3/8	3/8	2.56	65	0.81	21	3/4	PUM 005
1AL55-8-8N (+)		3/4-20	1/2	1/2	2.81	71	0.75	19	7/8	PUM 009

*316 Stainless nipple and shell.

Contact the Instrumentation Connectors Division in Huntsville, Alabama, (Phone: 256-881-2040) directly for correct installation and application information.

(+) Non Standard. See page ii for information on non-standard products.

PTFE Hose & Fittings

Thermoplastic Tubing

Coiled Air Hose, Fittings & Accessories

Truck (Fleet) Products

Tooling & Equipment

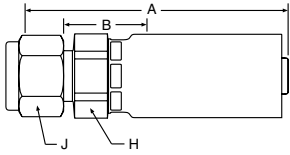
Hose Accessories

Technical & Design Information

Approvals & Guides

Alphanumeric Index

1AL55 A-LOK® Compression (With Nut and Ferrule)



55 Series Permanent

Steel Part Number	C	Thread Size	Tube O. D.	Hose I.D.	A		Cutoff Allow. B		H Hex	J Hex	Pusher Number
					inch	mm	inch	mm			
#											
Hose Fitting			inch	inch	inch		inch	mm	inch	inch	
1AL55-4-4 (+)		7/16-20	1/4	1/4	2.16	55	0.69	17	5/8	9/16	PUM 002
1AL55-6-6 (+)		9/16-20	3/8	3/8	2.56	65	0.81	21	3/4	11/16	PUM 005
1AL55-8-8 (+)		3/4-20	1/2	1/2	2.81	71	0.75	19	15/16	7/8	PUM 009

*316 Stainless nipple and shell.

Note: Nut part No. is **XNUX** or **XNUX-316** for stainless steel.

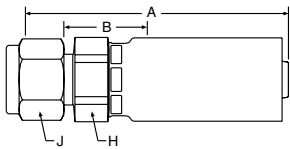
Front ferrule part No. is **XFFX** or **XFFX-316** for stainless steel.

Back ferrule part No. is **XBFX** or **XBFX-316** for stainless steel.

X denotes dash size.

Please reference Instrument Tubing Selection Guide, Bulletin 4200-TS, or contact the Instrumentation Connectors Division in Huntsville, Alabama, (Phone: 256-881-2040) directly for correct installation and application information.

1P655 CPI Compression (With Nut and Ferrule)



55 Series Permanent

Steel Part Number	C	Thread Size	Tube O. D.	Hose I.D.	A		Cutoff Allow. B		H Hex	J Hex	Pusher Number
					inch	mm	inch	mm			
#											
Hose Fitting			inch	inch	inch		inch	mm	inch	inch	
1P655-4-4 (+)		7/16-20	1/4	1/4	2.16	55	0.69	17	5/8	9/16	PUM 002
1P655-6-6 (+)		9/16-20	3/8	3/8	2.56	65	0.81	21	3/4	11/16	PUM 005
1P655-8-8 (+)		3/4-20	1/2	1/2	2.81	71	0.75	19	15/16	7/8	PUM 009

*316 Stainless nipple and shell.

Note: Nut part No. is **XBZ** or **XBZ-SS** for stainless steel.

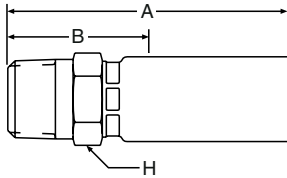
Ferrule part No. is **XTZ** or **XTZ-SS** for stainless steel.

X denotes dash size.

Please reference Instrument Tubing Selection Guide, Bulletin 4200-TS, or contact the Instrumentation Connectors Division in Huntsville, Alabama, (Phone: 256-881-2040) directly for correct installation and application information.

(+) Non Standard. See page ii for information on non-standard products.

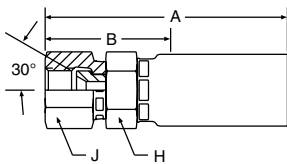
1UT55 Male (JIS)/BSPT



55 Series Permanent

Steel Part Number	C	BSP Thread Size	Hose I.D.	A		Cutoff Allow. B		H Hex	Pusher Number
				inch	mm	inch	mm		
#									
Hose Fitting			inch	inch	mm	inch	mm	mm	
1UT55-4-3 (+)	+	PT 1/4-19	3/16	2.20	56	1.26	32	19	PUM 005
1UT55-4-4	+	PT 1/4-19	1/4	2.36	60	1.26	32	19	PUM 005
1UT55-6-6	+	PT 3/8-19	3/8	2.68	68	1.26	32	22	PUM 008
1UT55-8-8	+	PT 1/2-14	1/2	3.03	77	1.50	38	27	PUM 506
1UT55-12-12	+	PT 3/4-14	3/4	3.35	85	1.57	40	36	PUM 510
1UT55-16-16	+	PT 1-11	1	4.06	103	1.81	46	41	PUM 020

1FU55 (JIS)/BSP 30° Flare Female Swivel

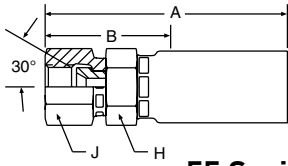


55 Series Permanent

Steel Part Number	B	C	BSP Thread Size	Hose I.D.	A		Cutoff Allow. B		H Hex	J Hex	Pusher Number
					inch	mm	inch	mm			
#											
Hose Fitting	+	+		inch	inch	mm	inch	mm	mm	mm	
1FU55-4-4	+	+	PF 1/4-19	1/4	2.32	59	1.26	32	19	19	PUF 002
1FU55-6-6	+	+	PF 3/8-19	3/8	2.68	68	1.30	33	19	22	PUF 004
1FU55-8-8	+	+	PF 1/2-14	1/2	3.19	81	1.61	41	27	27	PUF 006
1FU55-12-12	+	+	PF 3/4-14	3/4	3.54	90	1.73	44	27	36	PUF 009
1FU55-16-16	+	+	PF 1-11	1	4.09	104	1.89	48	41	41	PUF 030

(+) Non Standard. See page ii for information on non-standard products.

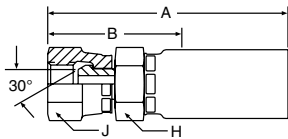
1MU55 (JIS) Metric 30° Flare Female Swivel



55 Series Permanent

Steel Part Number	B	C	Thread Size	Hose I.D.	A		Cutoff Allow. B		H Hex	J Hex	Pusher Number
					inch	mm	inch	mm			
#											
Hose Fitting				inch	inch	mm	inch	mm	mm	mm	
1MU55-4-4 (+)	+	+	M14 x 1,5	1/4	2.32	59	1.26	32	19	19	PUF 002
1MU55-6-6 (+)	+	+	M18 x 1,5	3/8	2.60	66	1.30	33	19	22	PUF 004
1MU55-8-8 (+)	+	+	M22 x 1,5	1/2	3.15	80	1.61	41	27	27	PUF 032
1MU55-8-10 (+)	+	+	M22 x 1,5	5/8	3.27	83	1.61	41	27	27	PUF 006
1MU55-12-12 (+)	+	+	M27 x 1,5	3/4	3.50	89	1.73	44	27	36	PUF 009
1MU55-16-16 (+)	+	+	M33 x 1,5	1	4.06	103	1.89	48	41	41	PUF 030

1GU55 (JIS)/BSP 60° Cone Female Swivel

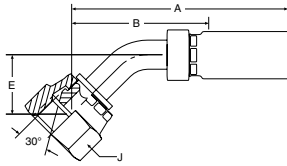


55 Series Permanent

Steel Part Number	B	C	Thread Size	Hose I.D.	A		Cutoff Allow. B		H Hex	J Hex	Pusher Number
					inch	mm	inch	mm			
#											
Hose Fitting				inch	inch	mm	inch	mm	mm	mm	
1GU55-4-4	+	+	PF 1/4-19	1/4	2.32	59	1.26	32	19	19	PUF 002
1GU55-6-6	+	+	PF 3/8-19	3/8	2.76	70	1.38	35	22	22	PUF 004
1GU55-8-8	+	+	PF 1/2-14	1/2	3.24	82	1.68	43	27	27	PUF 006
1GU55-8-10 (+)	+	+	PF 1/2-14	5/8	3.34	82	1.68	43	27	27	PUF 006
1GU55-12-12 (+)	+	+	PF 3/4-14	3/4	3.54	90	1.73	44	27	36	PUF 009
1GU55-16-16 (+)	+	+	PF 1-11	1	4.32	110	2.06	52	41	41	PUF 030

(+) Non Standard. See page ii for information on non-standard products.

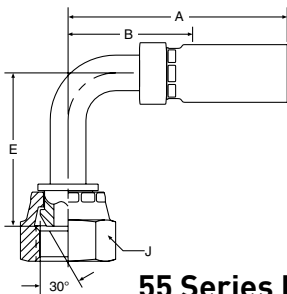
1G155 (JIS)/BSP 60° Cone Female Swivel 45° Elbow



55 Series Permanent

Steel Part Number	B	C	Thread Size	Hose I.D.	A		Cutoff Allow. B		E		J Hex	Pusher Number
					inch	mm	inch	mm	inch	mm		
#												
Hose Fitting				inch	inch	mm	inch	mm	inch	mm	mm	
1G155-4-3 (+)	+	+	PF 1/4-19	3/16	2.83	72	1.93	49	0.79	20	19	PUT 001
1G155-4-4	+	+	PF 1/4-19	1/4	2.99	76	1.93	49	0.79	20	19	PUT 002
1G155-6-6	+	+	PF 3/8-19	3/8	3.39	86	1.89	48	0.83	21	22	PUT 003
1G155-8-8 (+)	+	+	PF 1/2-14	1/2	3.74	95	2.05	52	0.98	25	27	PUT 0004

1G255 (JIS)/BSP 60° Cone Female Swivel 90° Elbow

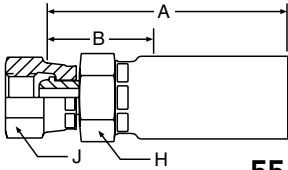


55 Series Permanent

Steel Part Number	B	C	Thread Size	Hose I.D.	A		Cutoff Allow. B		E		J Hex	Pusher Number
					inch	mm	inch	mm	inch	mm		
#												
Hose Fitting				inch	inch	mm	inch	mm	inch	mm	mm	
1G255-4-3 (+)	+	+	PF 1/4-19	3/16	2.28	58	1.34	34	0.94	24	19	PUT 001
1G255-4-4	+	+	PF 1/4-19	1/4	2.44	62	1.34	34	0.94	24	19	PUT 002
1G255-6-6	+	+	PF 3/8-19	3/8	3.07	78	1.69	43	1.50	38	22	PUT 003
1G255-8-8	+	+	PF 1/2-14	1/2	3.31	84	1.77	45	1.81	46	27	PUT 0004

(+) Non Standard. See page ii for information on non-standard products.

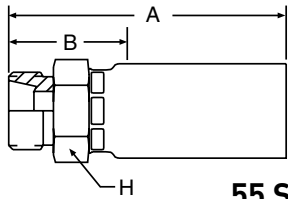
1C655 Metric Swivel DIN 20078 Heavy Series (Without O-Ring) 1C955 (With O-Ring)



55 Series Permanent

Steel Part Number	C	Thread Size	Hose I.D.	A		Cutoff Allow. B		H Hex	J Hex	Pusher Number
				inch	mm	inch	mm			
#										
Hose Fitting			inch	inch	mm	inch	mm	mm	mm	
1C655-8-3	+	M16 x 1,5	3/16	2.09	53	1.06	27	19	22	PUM 503
1C655-10-4	+	M18 x 1,5	1/4	2.28	58	1.10	28	22	24	PUM 504
1C655-12-5	+	M20 x 1,5	5/16	2.44	62	1.18	30	24	24	PUM 505
1C655-14-6	+	M22 x 1,5	3/8	2.72	69	1.26	32	27	27	PUM 507
1C655-16-8	+	M24 x 1,5	1/2	2.87	73	1.26	32	27	30	PUM 507
1C655-20-12	+	M30 x 2	3/4	3.19	81	1.30	33	36	36	PUM 510
1C655-25-12	+	M36 x 2	3/4	3.27	83	1.38	35	41	42	PUM 511
1C655-30-16	+	M42 x 2	1	3.90	99	1.38	35	46	46	PUM 512

1D055 Male Stud DIN 20078 Light Series

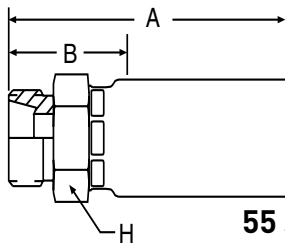


55 Series Permanent

Steel Part Number	C	Thread Size	Tube O.D.	Hose I.D.	A		Cutoff Allow. B		H Hex	Pusher Number
					inch	mm	inch	mm		
#										
Hose Fitting				inch	inch	mm	inch	mm	mm	
1D055-6-3 (+)	+	M12 x 1,5	6	3/16	2.01	51	0.98	25	17	PUM 502
1D055-8-4 (+)	+	M14 x 1,5	8	1/4	2.17	55	0.98	25	19	PUM 503
1D055-10-5	+	M16 x 1,5	10	5/16	2.28	58	1.02	26	19	PUM 503
1D055-12-5	+	M18 x 1,5	12	3/8	2.32	59	1.06	27	22	PUM 504
1D055-10-6	+	M16 x 1,5	10	3/8	2.52	64	1.02	26	22	PUM 503
1D055-12-6	+	M18 x 1,5	12	3/8	2.52	64	1.06	27	22	PUM 504
1D055-15-8	+	M22 x 1,5	15	1/2	2.80	71	1.18	30	27	PUM 507
1D055-18-12	+	M26 x 1,5	18	3/4	3.03	77	1.18	30	32	PUM 509
1D055-22-12	+	M30 x 2	22	3/4	3.11	79	1.22	31	26	PUM 510
1D055-28-16	+	M36 x 2	28	1	3.54	90	1.22	31	41	PUM 511

(+) Non Standard. See page ii for information on non-standard products.

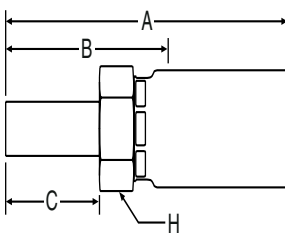
1D255 Male Stud DIN 20078 Heavy Series



55 Series Permanent

Steel Part Number	C	Thread Size	Tube O.D.	Hose I.D.	A		Cutoff Allow. B		H Hex	Pusher Number
					inch	mm	inch	mm		
#										
Hose Fitting				inch	inch	mm	inch	mm	mm	
1D255-8-3	+	M16 x 1,5	8	3/16	2.09	53	1.06	27	19	PUM 503
1D255-10-4	+	M18 x 1,5	10	1/4	2.28	58	1.10	28	22	PUM 504
1D255-12-5	+	M20 x 1,5	12	5/16	2.44	62	1.18	30	24	PUM 505
1D255-12-6	+	M20 x 1,5	12	3/8	2.64	67	1.18	30	24	PUM 505
1D255-14-6	+	M22 x 1,5	14	3/8	2.72	69	1.26	32	27	PUM 507
1D255-14-8	+	M22 x 1,5	14	1/2	2.87	73	1.26	32	27	PUM 507
1D255-16-8	+	M24 x 1,5	16	1/2	2.87	73	1.26	32	27	PUM 507
1D255-20-12	+	M30 x 2	20	3/4	3.19	81	1.30	33	36	PUM 510
1D255-25-12	+	M36 x 2	25	3/4	3.27	83	1.38	35	41	PUM 511
1D255-30-16	+	M42 x 2	30	1	3.90	99	1.38	35	46	PUM 512

11D55 Metric Standpipe Light Series



55 Series Permanent

Steel Part Number	C	O.D.	I.D.	A		Cutoff Allow. B		C		H Hex	Pusher Number
				inch	mm	inch	mm	inch	mm		
#											
Hose Fitting			inch	inch	mm	inch	mm	inch	mm	mm	
11D55-6-3	+	6	3/16	2.28	58	1.26	32	0.79	20	14	PUM 501
11D55-8-4	+	8	1/4	2.60	66	1.42	36	0.87	22	17	PUM 502
11D55-10-5	+	10	5/16	2.76	70	1.46	37	0.91	23	17	PUM 502
11D55-10-6	+	10	3/8	2.95	75	1.46	37	0.91	23	19	PUM 502
11D55-12-6	+	12	3/8	2.95	75	1.50	38	0.91	23	19	PUM 503
11D55-15-8	+	15	1/2	3.23	82	1.61	41	0.98	25	22	PUM 504
11D55-18-12	+	18	3/4	3.23	82	1.54	39	0.98	25	30	PUM 508
11D55-22-12	+	22	3/4	3.66	93	1.77	45	1.10	28	30	PUM 508
11D55-28-16	+	28	1	4.17	106	1.85	47	1.18	30	41	PUM 511

(+) Non Standard. See page ii for information on non-standard products.

PTFE Hose & Fittings

Thermoplastic Tubing

Coiled Air Hose, Fittings & Accessories

Truck (Fleet) Products

Tooling & Equipment

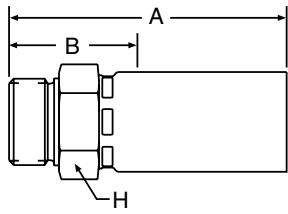
Hose Accessories

Technical & Design Information

Approvals & Guides

Alphanumeric Index

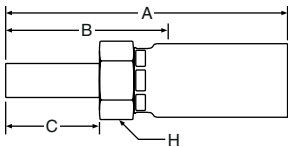
1D955 Male BSPP



55 Series Permanent

Steel Part Number	C	Thread Size	Hose I.D.	A		Cutoff Allow. B		H Hex	Pusher Number
				inch	mm	inch	mm		
#									
Hose Fitting			inch	inch	mm	inch	mm	mm	
1D955-4-4	+	PT 1/4-19	1/4	2.24	57	1.02	26	19	PUM 503
1D955-6-5	+	PF 3/8-19	5/16	2.36	60	1.06	27	22	PUM 504
1D955-6-6	+	PT 3/8-19	3/8	2.52	64	1.06	27	22	PUM 504
1D955-8-8	+	PT 1/2-14	1/2	2.87	73	1.22	31	27	PUM 506
1D955-12-12	+	PT 3/4-14	3/4	3.19	81	1.34	34	36	PUM 509
1D955-16-16 (+)	+	PT 1-11	1	3.74	95	1.38	35	41	PUM 511

13D55 Metric Standpipe Heavy Series

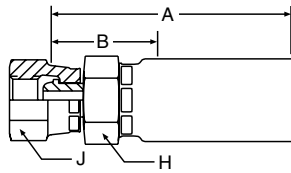


55 Series Permanent

Steel Part Number	C	Tube O.D.	Hose I.D.	A		Cutoff Allow. B		C		H Hex	Pusher Number
				inch	mm	inch	mm	inch	mm		
#											
Hose Fitting			inch	inch	mm	inch	mm	inch	mm	mm	
13D55-8-3	+	8	3/16	2.40	61	1.38	35	0.94	24	14	PUM 501
11D55-10-4	+	10	1/4	2.72	69	1.54	39	0.94	24	17	PUM 502
13D55-12-5	+	12	5/16	2.91	74	1.61	41	1.02	26	17	PUM 502
13D55-12-6	+	12	3/8	3.07	78	1.57	40	1.02	26	19	PUM 503
13D55-14-6	+	14	3/8	3.19	81	1.73	44	1.02	26	19	PUM 503
13D55-16-8	+	16	1/2	3.43	87	1.81	46	1.18	30	22	PUM 504
13D55-20-12	+	20	3/4	3.58	91	1.69	43	1.57	40	30	PUM 508
13D55-25-12	+	25	3/4	3.58	91	1.69	43	1.57	40	30	PUM 508
13D55-30-16	+	30	1	4.02	102	2.05	52	1.73	44	41	PUM 511

(+) Non Standard. See page ii for information on non-standard products.

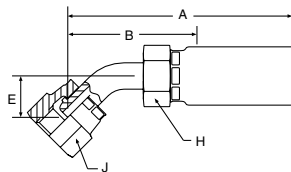
19255 BSP Swivel Female, Ballnose



55 Series Permanent

Steel Part Number	C	Thread Size	Hose I.D.	A		Cutoff Allow. B		H Hex	J Hex	Pusher Number
				inch	mm	inch	mm	mm	mm	
#										
Hose Fitting			inch	inch	mm	inch	mm	mm	mm	
19255-4-3	+	PF 1/4-19	3/16	1.73	44	1.10	28	17	19	PUF 013
19255-4-4	+	PF 1/4-19	1/4	2.24	57	1.02	26	17	19	PUF 013
19255-6-5	+	PF 3/8-19	5/16	2.36	60	1.06	27	19	22	PUF 305
19255-6-6	+	PF 3/8-19	3/8	2.56	65	1.06	27	19	22	PUF 306
19255-8-8	+	PF 1/2-14	1/2	2.91	74	1.22	31	24	27	PUF 308
19255-10-8	+	PF 5/8-14	1/2	3.27	83	1.34	34	27	30	PUF 008
19255-12-12	+	PF 3/4-14	3/4	3.27	83	1.38	35	32	32	PUF 008
19255-12-16	+	PF 1-11	1	3.86	98	1.54	39	36	41	PUF 508

1B155 BSP Female Swivel 45° Elbow, Ballnose



55 Series Permanent

Steel Part Number	C	Thread Size	Tube O.D.	Hose I.D.	A		Cutoff Allow. B		E		H Hex	J Hex	Pusher Number
					inch	mm	inch	mm	inch	mm	mm	mm	
#													
Hose Fitting				inch	inch	mm	inch	mm	inch	mm	mm	mm	
1B155-4-4	+	PF 1/4-19	1/4	1/4	2.76	70	1.54	39	0.55	14	17	19	PUT 002
1B155-6-5	+	PF 3/8-19	3/8	5/16	2.91	74	1.61	41	0.55	16	17	22	PUT 002
1B155-6-6	+	PF 3/8-19	3/8	3/8	3.11	79	1.61	41	0.63	16	19	22	PUT 003
1B155-8-8	+	PF 1/2-14	1/2	1/2	3.54	90	1.85	47	0.63	17	22	27	PUT 008
1B155-10-8	+	PF 5/8-14	1/2	1/2	3.58	91	1.89	48	0.67	17	22	30	PUT 008
1B155-12-12	+	PF 3/4-14	3/4	3/4	4.09	104	2.20	56	0.67	22	30	32	PUT 005
1B155-16-16 (+)	+	PF1-11	1	1	4.80	122	2.48	63	0.87	25	38	41	PUT 007

(+) Non Standard. See page ii for information on non-standard products.

PTFE Hose & Fittings

Thermoplastic Tubing

Coiled Air Hose, Fittings & Accessories

Truck (Fleet) Products

Tooling & Equipment

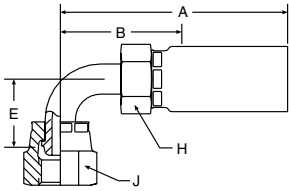
Hose Accessories

Technical & Design Information

Approvals & Guides

Alphanumeric Index

1B255 BSP Female Swivel 90° Elbow, Ballnose

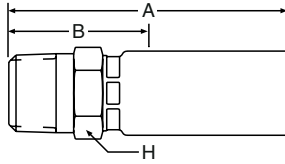


55 Series Permanent

Steel Part Number	C	Thread Size	Tube O.D.	Hose I.D.	A		Cutoff Allow. B		E		H Hex	J Hex	Pusher Number
					inch	mm	inch	mm	inch	mm	mm	mm	
#													
Hose Fitting				inch	inch	mm	inch	mm	inch	mm	mm	mm	
1B255-4-4	+	PF 1/4-19	1/4	1/4	2.48	63	1.26	32	1.14	29	17	19	PUT 002
1B255-6-5	+	PF 3/8-19	3/8	5/16	2.72	69	1.42	35	1.34	34	17	22	PUT 002
1B255-6-6	+	PF 3/8-19	3/8	3/8	2.95	75	1.46	37	1.50	38	19	22	PUT 003
1B255-8-8	+	PF 1/2-14	1/2	1/2	3.27	83	1.57	40	1.57	40	22	27	PUT 008
1B255-10-8	+	PF 5/8-14	1/2	1/2	3.27	83	1.57	40	1.54	39	22	30	PUT 005
1B255-12-12	+	PF 3/4-14	3/4	3/4	3.94	100	2.05	52	2.20	56	30	32	PUT 005
1B255-16-16 (+)	+	PF1-11	1	1	4.69	119	2.36	60	2.28	58	38	41	PUT 007

(+) Non Standard. See page ii for information on non-standard products.

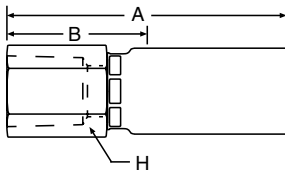
10158/10158H Male Taper Pipe Rigid



58/58H Series Permanent

Steel Part Number	B	C	NPTF Pipe Thread	Hose I.D.	A		Cutoff Allow. B		H Hex	Pusher Number
					inch	mm	inch	mm		
#										
Hose Fitting				inch	inch	mm	inch	mm	inch	
10158-2-2	+	+	1/8-27	1/8	1.35	34	0.69	17	1/2	PUM 001
10158-2-4	+	+	1/8-27	1/4	2.13	54	1	25	5/8	PUM 001
10158-4-2	+	+	1/4-18	1/8	1.56	40	0.94	24	9/16	Crimp Only
10158-4-4	+		1/4-18	1/4	2.31	59	1.19	30	11/16	PUM 004
10158-4-5 (+)	+	+	1/4-18	5/16	2.37	60	1.19	30	11/16	PUM 004
10158-4-6	+	+	1/4-18	3/8	2.66	68	1.31	33	3/4	PUM 005
10158-6-4	+	+	3/8-18	1/4	2.41	61	1.31	33	3/4	PUM 005
10158-6-5 (+)	+	+	3/8-18	5/16	2.47	63	1.31	33	3/4	PUM 005
10158-6-6	+		3/8-18	3/8	2.66	68	1.31	33	3/4	PUM 005
10158-6-8	+	+	3/8-18	1/4	2.85	72	1.31	33	7/8	PUM 008
10158-8-6	+	+	1/2-14	3/8	2.91	74	1.56	40	15/16	PUM 009
10158-8-8	+	+	1/2-14	1/2	3.09	78	1.56	40	15/16	PUM 009
10158-8-10	+	+	1/2-14	5/8	3.20	81	1.50	38	1	PUM 009
10158-12-10	+	+	3/4-14	5/8	3.20	81	1.56	40	1-1/8	PUM 011
10158-12-12	+	+	3/4-14	3/4	3.28	83	1.56	40	1-1/8	PUM 011
10158-16-16	+	+	1-11-1/2	1	3.96	101	1.75	44	1-3/8	PUM 013
10158H-12-12	+	+	3/4-14	3/4	3.91	99	1.69	43	1-1/4	Crimp Only
10158H-12-16	+	+	3/4-14	1	4.58	116	1.50	38	1-1/4	Crimp Only
10158H-16-16	+	+	1-11-1/2	1	4.76	121	1.81	46	1-3/4	Crimp Only

10258 Female Taper Pipe Rigid



58 Series Permanent

Steel Part Number	B	C	NPTF Pipe Thread	Hose I.D.	A		Cutoff Allow. B		H Hex	Pusher Number
					inch	mm	inch	mm		
#										
Hose Fitting				inch	inch	mm	inch	mm	inch	
10258-4-2	+	+	1/4-18	1/8	1.85	47	1.19	30	11/16	PUF 002
10258-4-4	+	+	1/4-18	1/4	2.37	60	1.25	32	3/4	PUF 002
10258-6-4 (+)	+	+	3/8-18	1/4	2.58	66	1.50	38	7/8	PUF 005
10258-6-6	+	+	3/8-18	3/8	2.77	70	1.50	38	7/8	PUF 005
10258-8-6 (+)	+	+	1/2-14	3/8	2.68	68	1.38	35	1-1/16	PUF 007
10258-8-8	+	+	1/2-14	1/2	2.87	73	1.38	35	1-1/16	PUF 007

(+) Non Standard. See page ii for information on non-standard products.

PTFE Hose & Fittings

Thermoplastic Tubing

Coiled Air Hose, Fittings & Accessories

Truck (Fleet) Products

Tooling & Equipment

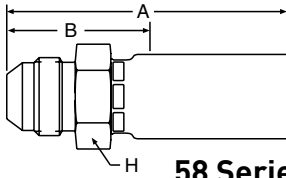
Hose Accessories

Technical & Design Information

Approvals & Guides

Alphanumeric Index

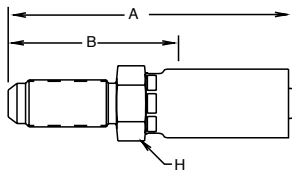
10358 Male (JIC) 37°



58 Series Permanent

Steel Part Number	B	C	Thread Size	Tube O.D.	Hose I.D.	A		Cutoff Allow. B		H Hex	Pusher Number
						inch	mm	inch	mm		
#											
Hose Fitting				inch	inch	inch	mm	inch	mm	inch	
10358-4-2			1/2-18	1/4	1/8	1.55	39	0.81	21	1/2	PUM 001
10358-4-4	+	+	7/16-20	1/4	1/4	2.30	58	1.19	30	5/8	PUM 002
10358-5-4 (+)	+	+	1/2-20	5/16	1/4	2.31	59	1.19	30	5/8	PUM 002
10358-5-5 (+)	+	+	1/2-20	5/16	5/16	2.32	59	1.19	30	5/8	PUM 002
10358-6-4 (+)	+	+	9/16-18	3/8	1/4	2.33	59	1.19	30	11/16	PUM 004
10358-6-5 (+)	+	+	9/16-18	3/8	5/16	2.34	59	1.19	30	11/16	PUM 004
10358-6-6	+	+	9/16-18	3/8	3/8	2.58	66	1.28	33	3/4	PUM 005
10358-8-6	+	+	3/4-16	1/2	3/8	2.68	68	1.38	35	13/16	PUM 007
10358-8-8	+	+	3/4-16	1/2	1/2	2.87	73	1.38	35	7/8	PUM 008
10358-8-10	+	+	3/4-16	1/2	5/8	3.05	77	1.38	35	7/8	PUM 008
10358-10-8	+	+	7/8-14	5/8	1/2	3.03	77	1.56	40	15/16	PUM 009
10358-10-10	+	+	7/8-14	5/8	5/8	3.20	81	1.56	40	1	PUM 014
10358-12-8 (+)	+	+	1-1/16-12	3/4	1/2	3.14	80	1.66	42	1-1/8	PUM 011
10358-12-10	+	+	1-1/16-12	3/4	5/8	3.30	84	1.63	41	1-1/8	PUM 011
10358-12-12	+	+	1-1/16-12	3/4	3/4	3.32	84	1.66	42	1-1/8	PUM 011
10358-16-16	+	+	1-5/16-12	1	1	3.93	100	1.72	44	1-3/8	PUM 013

13E58 Male (JIC) 37° Long

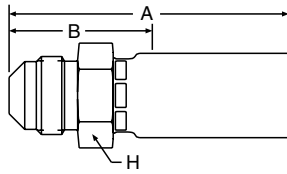


58 Series Permanent

Steel Part Number	B	C	Thread Size	Tube O.D.	Hose I.D.	A		Cutoff Allow. B		H Hex	Pusher Number
						inch	mm	inch	mm		
#											
Hose Fitting				inch	inch	inch	mm	inch	mm	inch	
13E58-10-10	+	+	7/8-14	5/8	5/8	4.03	102	1.25	57	1-1/8	PUM 014L
13E58-12-12	+	+	1-1/16-12	3/4	3/4	4.29	109	1.44	62	1-3/8	PUM 011L

(+) Non Standard. See page ii for information on non-standard products.

10458 Male SAE 45°

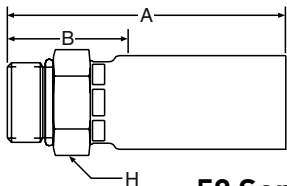


58 Series Permanent

Steel Part Number	B	C	Thread Size	Tube O.D.	Hose I.D.	A		Cutoff Allow. B		H Hex	Pusher Number
						inch	mm	inch	mm		
#											
Hose Fitting				inch	inch	inch	mm	inch	mm	inch	
10458-5-4 (+)	+	+	1/2-20	5/16	1/4	2.31	59	1.19	30	5/8	PUM 002
10458-6-5 (+)	+	+	5/8-18	3/8	5/16	2.46	62	1.34	34	3/4	PUM 005
10458-6-6	+	+	5/8-18	3/8	3/8	2.65	67	1.34	34	3/4	PUM 005
10458-6-8 (+)	+	+	5/8-18	3/8	1/2	2.83	72	1.34	34	7/8	PUM 005
10458-8-8	+	+	3/4-16	1/2	1/2	2.96	75	1.47	37	7/8	PUM 008
10458-12-12	+	+	1-1/16-14	3/4	3/4	3.46	88	1.78	45	1-1/8	PUM 011

10558 Straight Thread O-Ring

(Buna N O-Ring Included)



58 Series Permanent

Steel Part Number	B	C	Thread Size	Tube O.D.	Hose I.D.	A		Cutoff Allow. B		H Hex	Pusher Number
						inch	mm	inch	mm		
#											
Hose Fitting				inch	inch	inch	mm	inch	mm	inch	
10558-4-4 (+)	+	+	7/16-20	1/4	1/4	2.11	54	1	25	5/8	PUF 021
10558-4-5 (+)	+	+	7/16-20	1/4	5/16	2.11	54	1	25	5/8	PUF 021
10558-5-4 (+)	+	+	1/2-20	5/16	1/4	2.11	54	1	25	5/8	PUF 021
10558-5-5 (+)	+	+	1/2-20	5/16	5/16	2.11	54	1	25	5/8	PUF 021
10558-6-4	+	+	9/16-18	3/8	1/4	2.14	54	1.06	27	11/16	PUF 022
10558-6-6 (+)	+	+	9/16-18	3/8	3/8	2.42	61	1.19	30	3/4	PUF 023
10558-8-6	+	+	3/4-16	1/2	3/8	2.46	62	1.19	30	7/8	PUF 024
10558-8-8	+	+	3/4-16	1/2	1/2	2.65	67	1.19	30	7/8	PUF 024
10558-10-8	+	+	7/8-14	5/8	1/2	2.77	70	1.31	33	1	PUF 019
10558-12-10	+	+	1-1/16-12	3/4	5/8	2.95	75	1.19	30	1-1/4	PUF 019

(+) Non Standard. See page ii for information on non-standard products.

PTFE Hose & Fittings

Thermoplastic Tubing

Coiled Air Hose, Fittings & Accessories

Truck (Fleet) Products

Tooling & Equipment

Hose Accessories

Technical & Design Information

Approvals & Guides

Alphanumeric Index

Continue to
Section 2
for more information
about
**Permanent &
Attachable Hose
& Fittings**